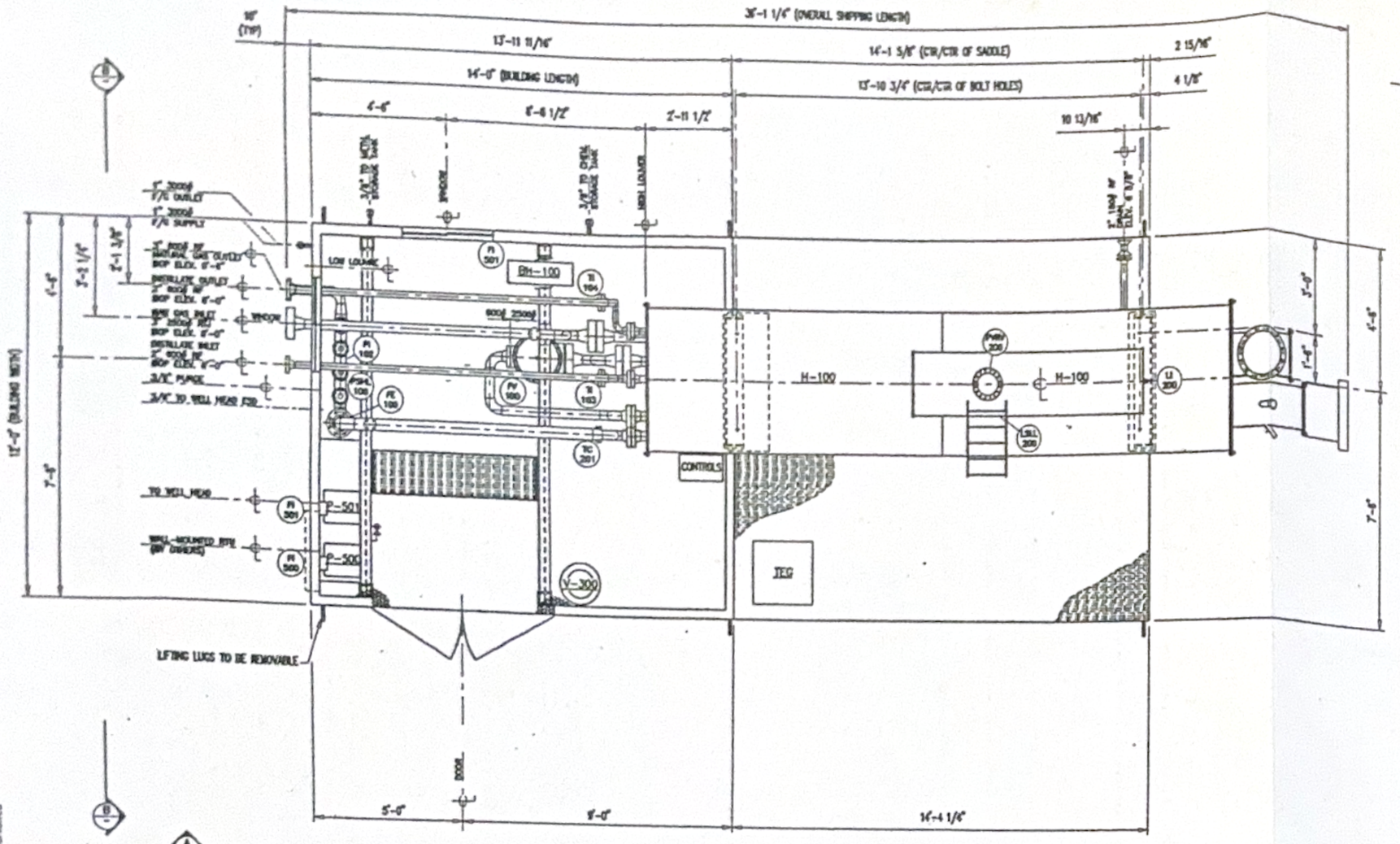


PLAN VIEW

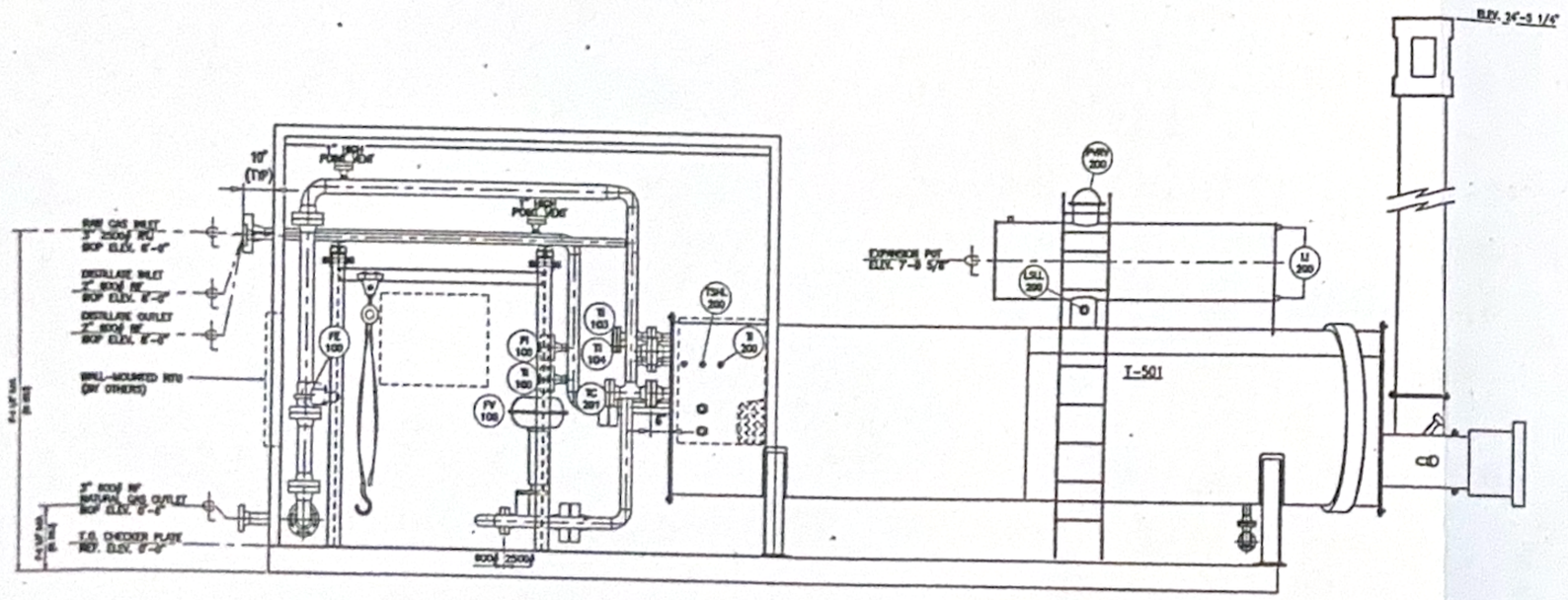


SECTION

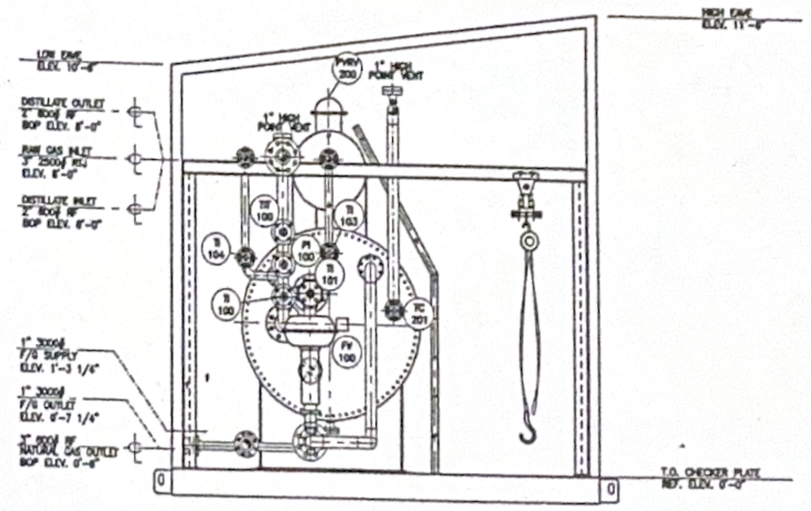


SECTION

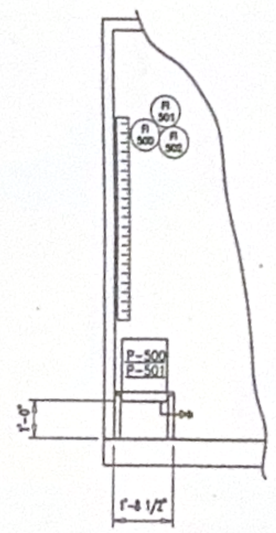


PUMP STAND DETAIL

1. CUSTOMER NOTES:

a.) FOUR (4) UNITS REQUIRED FOR SOUR SERVICE.
b.) CUSTOMER P.O.: FAC 031203 REV. 1

2. MATERIAL NOTES:

a.) MTR'S ARE REQUIRED FOR ALL PRESSURE CONTAINING MATERIALS.
b.) MATERIAL SPECIFICATION: 150# ANSI (INSTRUMENT GAS & RELIEF)

| | | | |
|---|---|---|---|
| NIPPLES: | 1/2" – 1" | SCH 80 – THRD | SA106 Gr. B |
| FITTINGS: | 1/2" – 1" | 3000# – NPT | SA105 |

c.) MATERIAL SPECIFICATION: 600# ANSI

| | | | |
|---|---|---|---|
| PIPE: | 1/2" – 2" | SCH 160 – BW/THRD | SA106 Gr. B |
| PIPE: | 3" – 8" | SCH 80 – BW | SA106 Gr. B |
| FLANGES: | 2" | 600# RFWN | SA105 Gr. N (SCH 160 BORE) |
| FLANGES: | 3" | 600# RFWN | SA105 Gr. N (SCH 80 BORE) |
| FITTINGS: | 1/2" – 1" | 6000# NPT | SA105 |
| | 2" | SCH 160 BW | SA234 Gr. WPB |
| | 3" | SCH 80 BW | SA234 Gr. WPB |
| GASKET: | CL. 600 | | 316 S.S. RF |
| BOLTING: | SA193 Gr. B7M STUDS c/w SA194 Gr. 2HM NUTS (CAD PLATED) | | |

d.) MATERIAL SPECIFICATION: 2500# ANSI

| | | | |
|---|---|---|---|
| NIPPLES: | 1/2"-1" | SCH 160 – THRD | SA106 Gr. B |
| PIPE: | 3" | SCH XXH – BW/THRD | SA106 Gr. B |
| FLANGES: | 3" | 2500# RTJ | SA105 Gr. N (SCH XXH BORE) |
| FITTINGS: | 1/2" – 1" | 9000# NPT | SA105 |
| | 3" | SCH XXH BW | SA234 Gr. WPB |
| GASKET: | CL. 2500 | | 316 S.S. RTJ |
| BOLTING: | SA193 Gr. B7M STUDS c/w SA194 Gr. 2HM NUTS (CAD PLATED) | | |

e.) INSTRUMENT TUBING (FUEL GAS):

| | | | |
|---|---|---|---|
| TUBING: | 1/4" – 3/8" | SMLS 0.035" WT | C.S. ELECTROGALVANIZED |
| FITTINGS: | 1/4" – 3/8" | | C.S. CADMIUM PLATED |

f.) INSTRUMENT TUBING (PROCESS):

| | | | |
|---|---|---|---|
| TUBING: | 1/4" – 3/8" | ANNEALED SMLS 0.035" WT | 316 S.S. |
| TUBING: | 1/2" | ANNEALED SMLS 0.049" WT | 316 S.S. |
| FITTINGS: | 1/4" – 1/2" | | 316 S.S. |

g.) MATERIAL SUBSTITUTION: COMPACT RESERVES THE RIGHT TO SUBSTITUTE MATERIAL AS NOTED:

| | |
|---|---|
| PIPE: | SA106 Gr. B TO SA333 Gr. 6 |
| FORGINGS: | SA105 TO SA105 Gr. N TO SA350 Gr. LF2 |
| WELD FITTINGS: | SA234 Gr. WPB TO SA420 Gr. WPL6 |
| STUDS: | SA193 Gr. B7M TO SA320 Gr. L7M |
| NUTS: | SA194 Gr. 2HM TO SA194 Gr. 7M |

h.) TAPERBORED BUTTWELD FITTINGS MAY REQUIRE PARTIAL ASME/ANSI B16.9 COMPLIANCE PER PARA. 1.3 AND 4.4.

3. NDE NOTES:

a.) RT: RADIOGRAPHY ON 100% OF ALL BUTTWELDS INTEPRETED TO DEVON SPEC. 7.006 FOR SOUR SERVICE PIPING; CLAUSE 4.3.2.
b.) MT: ON ALL PROCESS PIPING "O-LET WELDS, AFTER PWHT
c.) UT: NONE
d.) PWHT: YES, WELDED PIPING AND LINEHEATER PROCESS COILS
e.) HT: ONE SET OF TESTS PER WELDER, PER WPS USED.
f.) DESIGN: CLASS 150# PIPING: 280 PSIG @ –20/200T + 1/8" CA
DESIGN: CLASS 600# PIPING: 1350 PSIG @ –20/200T + 1/8" CA
DESIGN: CLASS 2500# PIPING: 5000 PSIG @ –20/200T + 1/8" CA
g.) HYDRO (CLASS 150#): TO ASME B31.3 c/w AFFIDAVIT @ 450 PSIG
HYDRO: CLASS 600#: TO ASME B31.3 c/w AFFIDAVIT @ 3350 PSIG
HYDRO: CLASS 2500#: TO ASME B31.3 c/w AFFIDAVIT @ 7500 PSIG

4. PAINT AND COATING SPECIFICATIONS:

| | |
|---|---|
| – EXTERNAL SURFACE PREP.: | SSPC-SP6 COMMERCIAL BLAST |
| – INTERNAL SURFACE PREP.: | NONE |
| – PRIMING: | ONE (1) SHOP COAT OF 1.5 – 2.0 MILS 752 DEVOE OR EQUAL |
| – FINISH PAINT: | ONE (1) SHOP COAT OF 1.5 – 2.0 MILS MARINE ENAMEL 111 OR EQUAL |
| – FINISH COLOR: | RUSTOLEUM 721– NATIONAL BLUE (STRUCTURAL) |
| – FINISH COLOR: | RUSTOLEUM 906– SILVER GREY (PIPING AND VESSEL) |
| – INTERNAL COATING: | NONE |

5. BUILDING DESCRIPTION:

– SELF FRAMING GABLE STYLE ROOF
– 12'–0" WIDE x 14'–0" LG x 11'–6" LOW EAVE HEIGHT
– 22 GAUGE GALVANIZED EXTERIOR
– 24 GAUGE ALUMINUM LINER
– R12 INSULATION IN WALLS AND ROOF
– 4.0 mils VAPOUR BARRIER
– ONE (1) 6'–0" x 7'–0" INSULATED STEEL DOUBLE DOOR c/w PWO, PANIC HARDWARE, CHECKCHAIN, LOCKSET, CANOPY AND WINDOW
– TWO (2) 48" x 36" DOUBLE GLAZED SLIDING WINDOW c/w LOCK
– TWO (1) 12" x 12" ADJUSTABLE LOUVRES.

6. SHIPPING DIMENSIONS:

– 12'–0" WIDE x 12'–9" HIGH x 35'–0" LG
– TOTAL APPROXIMATE SHIPPING WEIGHT: 30,000 LBS

7. INSULATION

– 2" THK FOAM URETHANE INSULATION REQUIRED UNDER BUILDING
– 2" THK FIBREGLASS INSULATION ON HEATER SHELL OUTSIDE BUILDING

THIS DRAWING IS THE PROPERTY OF COMPLETE PACKAGE TECHNOLOGY (2000) LTD., ANY REPRODUCTION IN WHOLE OR PART WITHOUT EXPRESS PERMISSION IS PROHIBITED

GENERAL NOTES
– –
– –
– –
– –
– –
– –
– –
– –
– –

| NO. | DATE | REVISION | DWN | CHK | APR |
|---|---|---|---|---|---|
| A | 03/10/23 | ISSUED FOR APPROVAL | TR | PE | |
| 0 | 03/11/25 | ISSUED FOR CONSTRUCTION | TR | PE | |
| 1 | 04/01/22 | CHANGE ANGLE CHOKE VALVE TO IN-LINE CHOKE VALVE | GG | | |
| 2 | 04/04/06 | AS BUILT | GG | | |

DESIGN DATA:

Compact 2000
COMPLETE PACKAGE TECHNOLOGY (2000) LTD.
EDMONTON, ALBERTA, CANADA

CLIENT: DEVON CANADA CORPORATION

PROJECT: ELMWORTH FIELD DEVELOPMENT
1.75 MM BTU/HR SOUR LINEHEATER
PIPING LAYOUT AND SECTIONS

| SCALE: | JOB No. | DWG. No.: | REV. |
|---|---|---|---|
| 3/8" = 1' | 03-6882 | CPT03-6882-100 | 2 |

MATERIAL SHOWN FOR ONE ( 1 ) UNIT ONLY – FOUR ( 4 ) UNITS REQUIRED