

**Canadian Natural Resources Limited
GENERAL PRESSURE VESSEL INFORMATION**

Job# 10.111395

District: Fort St. John North	Skid No.
Facility: Umbach Compressor	Location (LSD): c-37-F/94-H-03
Vessel Name Equipment Number: Inlet Separator	
Orientation: Horizontal	
Status: In Service	Regulatory Inspection

PRESSURE VESSEL NAMEPLATE DATA

"A" or "G" or "S" (Sask.) or BC Registration Number. A0506337		CRN Number: R 7760.2	
Vessel serial number: 2004-7235-01		Size: 40 inch x 120 inch	
Shell thickness: 57.2 mm		Shell material: SA 516 70N	
Head thickness: 54.6 mm		Head material: SA 516 70N	
Tube wall thickness:		Tube material:	
Tube diameter:		Tube length:	
Channel thickness:		Channel material:	
Design pressure	Shell: 2190 PSI	Operating pressure	Shell:
	Tubes:		Tubes:
Design Temp.	Shell: 100° F	Operating temperature	Shell:
	Tubes:		Tubes:
X-ray: RT 1		Heat treatment: Yes	
Code parameters: ASME VIII, DIV 1		Coated: No	
Manufacturer: ALCO GAS & OIL		Year built: 2004	
Corrosion allowance: 3.2 mm		Manway: No	

PRESSURE SAFETY VALVE NAMEPLATE DATA

PSV Tag Shell	Manufacture // Model // Serial	Set Pressure (PSI / kPa)	Capacity (scfm / usgpm)	Block Valve	Size	Location	Service by / Date
19569F	Farris // 26HA14-120 // 464664-1-A10	1000 PSI	15305 SCFM	No	2 x 3	Upper Shell	UVL – 12/2011
PSV Tag Tube	Manufacture // Model // Serial	Set Pressure (PSI / kPa)	Capacity (scfm / usgpm)	Block Valve	Size	Location	Service by / Date

SERVICE CONDITIONS-INDICATE ALL THAT APPLY

Sweet	Sour X	Oil	Gas X	Water X
Amine	LPG	Condensate X	Air	Glycol

Other (Describe):

Inspection Interval _____ **PSV Service Interval** _____

(Determined by MIC in conjunction with Chief Inspector following guidelines of CNRL's Owner-User Inspection Program)

Reports reviewed and accepted by:

Mechanical Integrity Coordinator _____ **Date** _____

Fill out all forms as completely as possible. All information is important! Use back of sheets to record additional information or sketch if required.

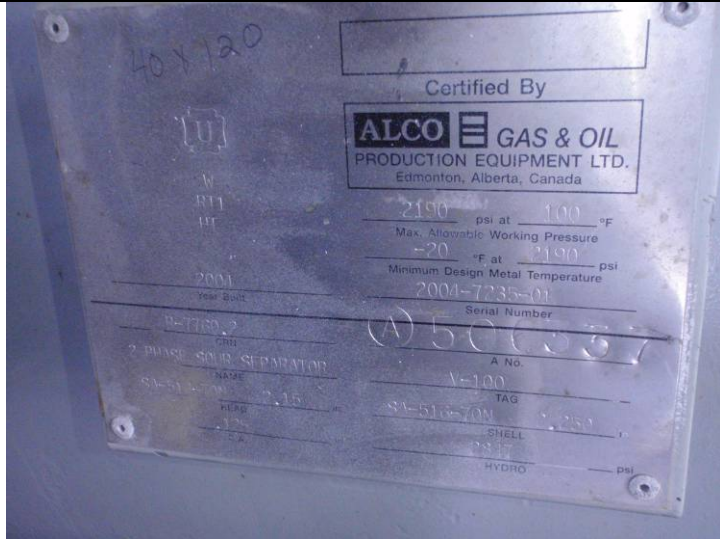
Copy of report to be filed by MIC at site, and copy sent to Chief Inspector

External Inspection Items	G	F	P	N/A	Comments
Insulation Verify sealed around manways, nozzles, no damage present, and there is no egress of moisture.	X				Vessel is not insulated.
External Condition Assess paint condition, areas peeling, record any corrosion, damage, etc (record location, size and depth of corrosion or damage)	X				Paint in good overall condition – No exposed metal – no corrosion.
Leakage Record any leakage at flanges, threaded joints, weep holes on repads, etc.	X				No leaks observed.
Skirt: Assess condition of paint, fire protection, and concrete. Look for corrosion, buckling, dents, etc. Look at vessel surface area near supports. Verify no signs of leakage at attachment to vessel and attachment welds are acceptable. Ground wire attached?	X				Saddle is bolted to skid floor - No corrosion - no leaks at attachment welds to vessel - No buckling or dents Ground wire attached to skid
Anchor Bolts Hammer tap to ensure secure. Look for cracking in treads or signs of deformation.	X				Anchor bolts are securely fastened - no sign of deformation
Concrete foundation Check for cracks, spalling, etc.				X	None.
Ladder / Platform Describe general condition, ensure support is secure to vessel, describe any hazards.				X	None.
Nozzle Assess paint, look for leakage, and ensure stud threads are fully engaged. Record any damage, deflection, etc. Are nozzles gusseted?	X				Paint in good condition - Stud threads are fully engaged - No damage or deflections observed – no leaks. Nozzles are not gusseted.
Gauges Ensure gauges are visible, working, no leakage, and suitable for range of MAWP/Temp.	X				Pressure gauge: 0 – 1500 PSI Temp gauge: -40 – 160 F
External Piping Ensure pipe is well supported. All clamps, supports, shoes, etc. in place. Look for evidence of structural overload, deflection, etc. Paint condition, external corrosion?	X				Piping is well supported - No signs of structural overload, all clamps and supports are in place. Paint in good overall condition – no corrosion
Valving Ensure no leaks are visible. Valves are properly supported and chained if necessary.	X				No leaks are visible. Valves are properly supported.
PSV Ensure PSV is set at pressure at or below that of vessel.	X				Located on upper shell – set below the vessel MAWP - No block valve present - Seal is intact - PSV vents to closed header.
NDE methods Was UT/ MPI done on vessel (MI coordinator to review results)	X				Ultrasonic corrosion survey carried out – pipe metal thickness detected below nominal minus corrosion allowance. Thickness calculations carried out: UT point 205 (8” Elbow) – nominal thickness is 18.3mm / min thickness is 15.8mm / T min thickness is 11.5mm.
<p>Recommendations or corrective actions : Vessel is Fit for Service or describe corrective actions required) (MIC to review corrective actions with Operations, discuss with Chief Inspector where necessary, and get remedial action implemented)</p> <p>Recommendations:</p> <p>Summary: This vessel is in good over all condition, visual external and ultrasonic thickness survey carried out-pipe metal thickness detected below nominal minus corrosion allowance. Thickness calculations carried out to ensure sufficient metal exists for safe operation.</p> <p>Long term corrosion rate based on greatest thickness loss – no corrosion rate to assess.</p> <p>Vessel is fit for service.</p>					

Inspected By: Andrew Neis / D. Wiedman

Date: March 12, 2012

Photo Table



Data plate




Overview



Temp Gauge



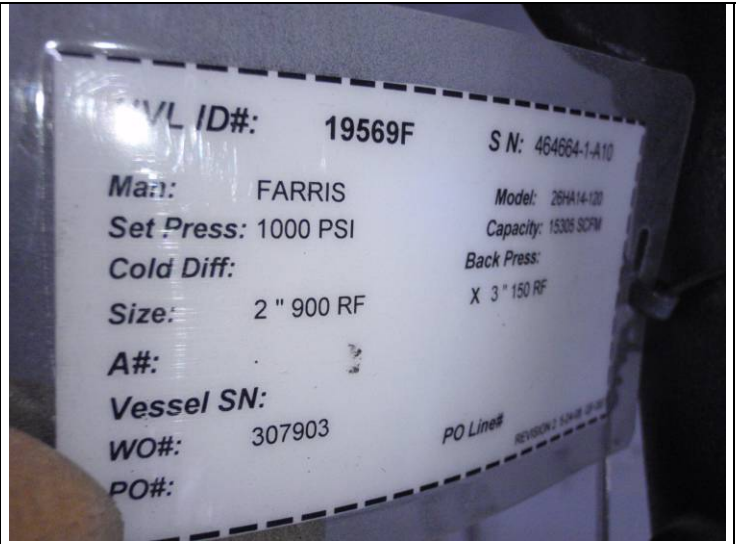
Bolted to skid floor



Pressure Gauge



PSV



PSV Service tag