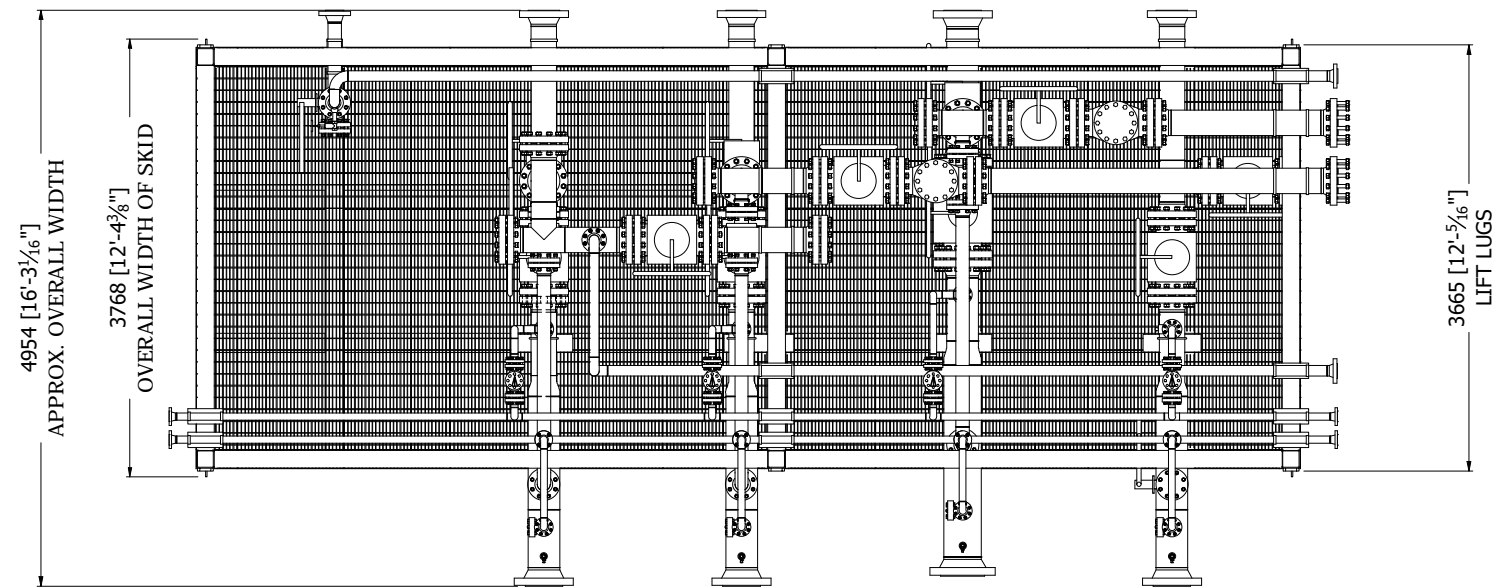
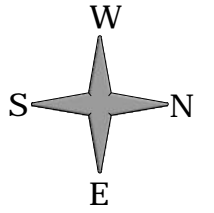


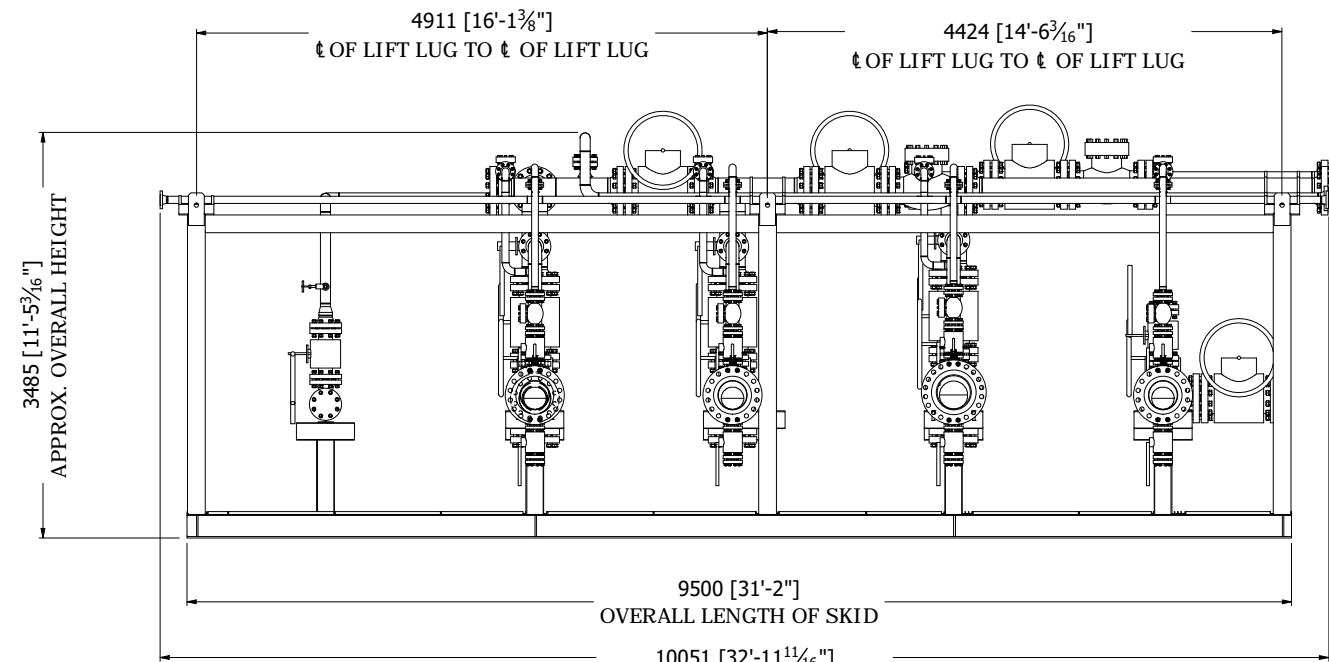
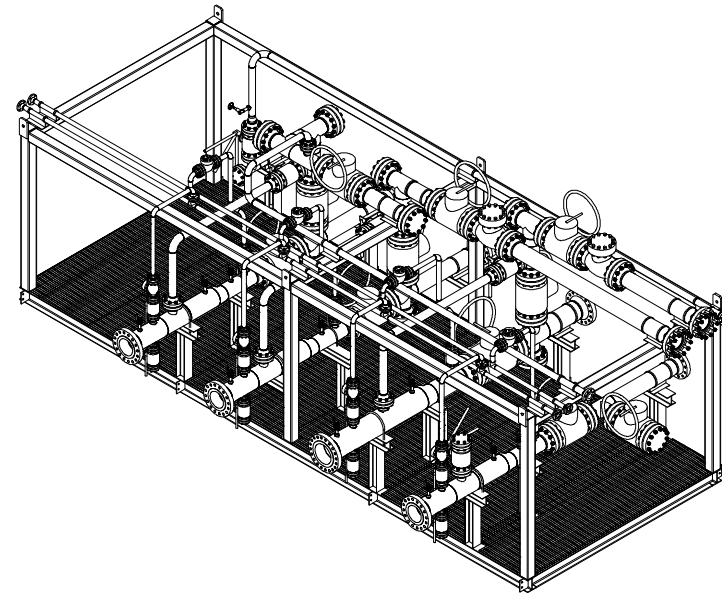
This drawing is the intellectual property of Atlas Oil and Gas Process Systems Inc. and is lent to the recipient for confidential use only. In consideration of the loan of this drawing, the recipient promises and agrees that it shall not be used in any way detrimental to the interest of Atlas Oil and Gas Process Systems Inc., that it shall be returned upon request, and that it shall not be reproduced copied, lent or otherwise disposed of, directly or indirectly, without the written approval of Atlas Oil and Gas Process Systems Inc.

	TITLE			C-61-I Assembly		
	CLIENT					
	LOCATION			LOCATION		
	CUST. REF. NO.	DRAWN	AO	DATE	FEB 2020	
c-61-I, 94-A-12	ENG	JJ	OPS CODE	---		
JOB NO.	DRAWING NO.	SHEET# 1 OF 1		REV		
2434	EWPR-2434-SHP-13			0		

DWG REV	DATE	DESCRIPTION	BY	CHKD BY	APPD BY
0	March 17, 2020	ISSUED FOR INFORMATION	AO	ZN	RK
DRAWING REVISION					



PLAN VIEW



ELEVATION VIEW

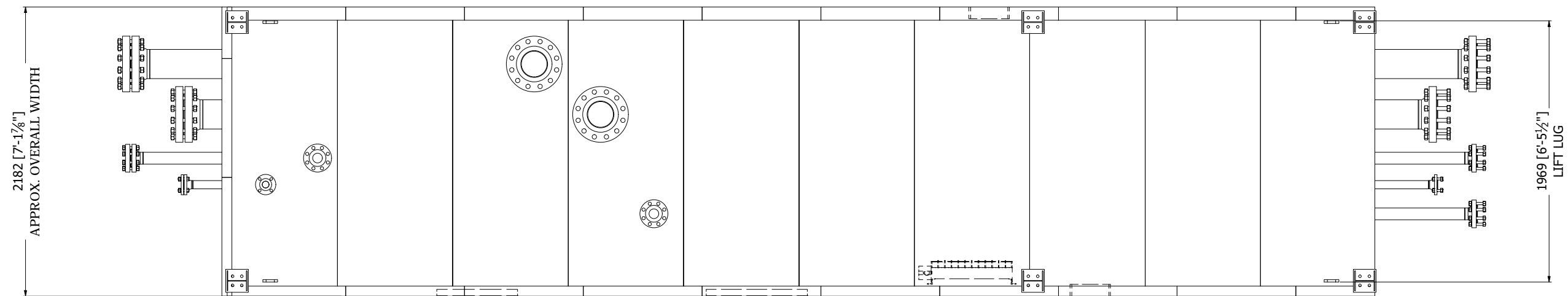
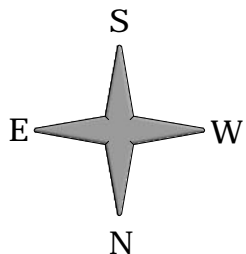
**PIG
SKID**

- NOTES:
1. ALL DIMENSIONS: mm [ft-in].
 2. 6 POINT LIFT.
 3. PROTECTIVE COVERS TO BE PROVIDED ON ALL SKID EDGE TIE-INS.
 4. ALL SHIPPED LOOSE ITEMS SHALL BE PACKED SECURELY TO PREVENT DAMAGE DURING TRANSPORT.
 5. CUSTOMER CARRIER RESPONSIBLE TO VERIFY OVERALL DIMENSIONS OF THE PACKAGE.
 6. CUSTOMER CARRIER RESPONSIBLE TO VERIFY ALL SHIPPING RESTRICTIONS ALONG PROPOSED SHIPPING ROUTE.
 7. APPROX. OVERALL WEIGHT: 19,500kg [42,990 lbs]

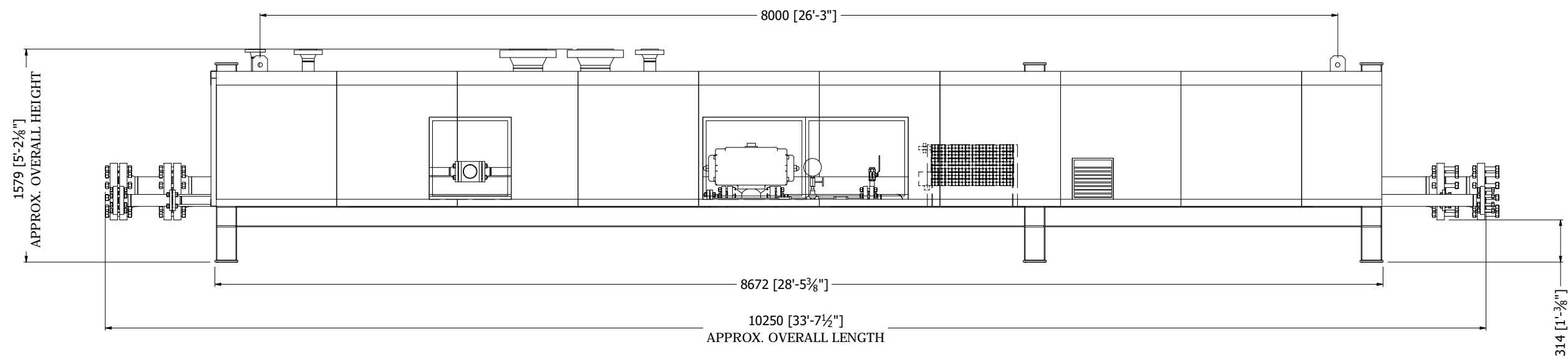
This drawing is the intellectual property of Atlas Oil and Gas Process Systems Inc. and is lent to the recipient for confidential use only. In consideration of the loan of this drawing, the recipient promises and agrees that it shall not be used in any way detrimental to the interest of Atlas Oil and Gas Process Systems Inc., that it shall be returned upon request, and that it shall not be reproduced, copied, lent or otherwise disposed of, directly or indirectly, without the written approval of Atlas Oil and Gas Process Systems Inc.

	TITLE Shipping Information (PIG SKID)			
	CLIENT N			
	LOCATION -			
	CUST. REF. NO. c-61-I, 94-A-12	DRAWN AO	DATE FEB 2020	OPS CODE ---
JOB NO. 2434	DRAWING NO. PIG-2434-SHP-01	SHEET# 1 OF 1	REV 0	

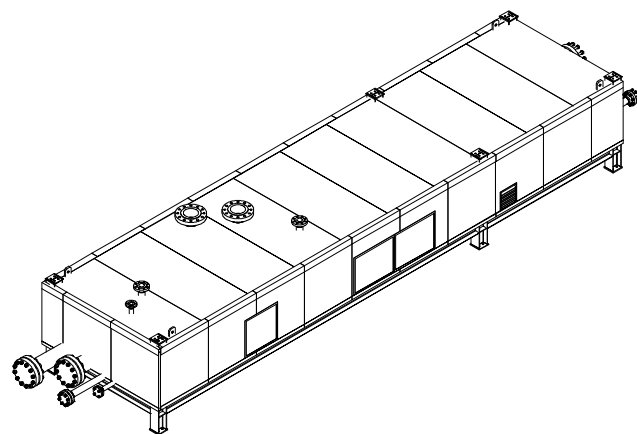
DWG REV	DATE	DESCRIPTION	BY	CHKD BY	APPD BY
0	FEB 24, 2020	ISSUED FOR SHIPPING INFO	AO	ZN	RK
DRAWING REVISION					



PLAN VIEW



ELEVATION VIEW



SHIP LOOSE:

- PANELS TO JOIN MODULES 12 & 13.

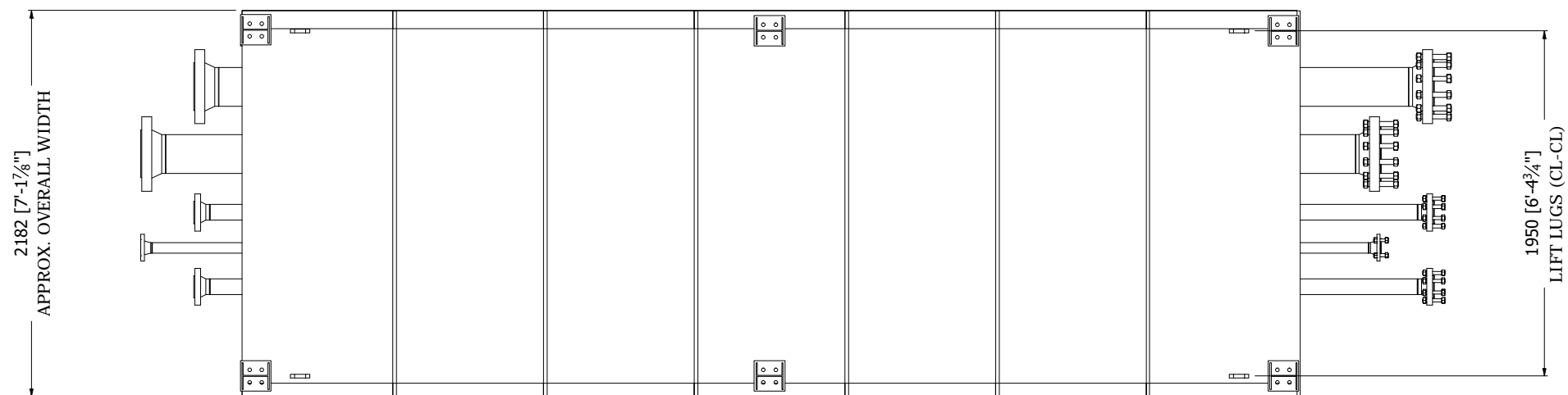
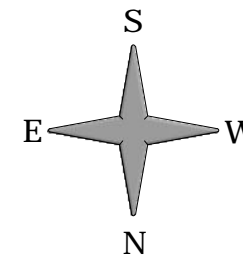
- NOTES:**
1. ALL DIMENSIONS: mm [ft-in].
 2. 4 POINT LIFT.
 3. PROTECTIVE COVERS TO BE PROVIDED ON ALL SKID EDGE TIE-INS.
 4. ALL SHIPPED LOOSE ITEMS SHALL BE PACKED SECURELY TO PREVENT DAMAGE DURING TRANSPORT.
 5. CUSTOMER CARRIER RESPONSIBLE TO VERIFY OVERALL DIMENSIONS OF THE PACKAGE.
 6. CUSTOMER CARRIER RESPONSIBLE TO VERIFY ALL SHIPPING RESTRICTIONS ALONG PROPOSED SHIPPING ROUTE.
 7. APPROX. OVERALL WEIGHT: 2,750kg [6,063 lbs]

EWPR-13

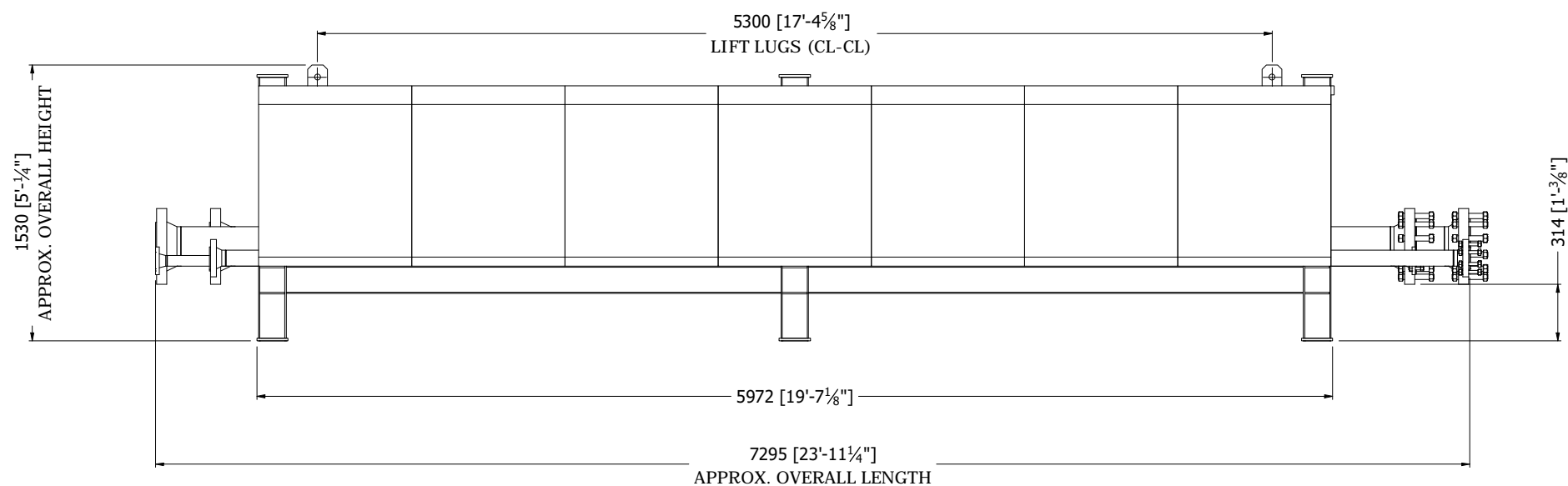
This drawing is the intellectual property of Atlas Oil and Gas Process Systems Inc. and is lent to the recipient for confidential use only. In consideration of the loan of this drawing, the recipient promises and agrees that it shall not be used in any way detrimental to the interest of Atlas Oil and Gas Process Systems Inc., that it shall be returned upon request, and that it shall not be reproduced copied, lent or otherwise disposed of, directly or indirectly, without the written approval of Atlas Oil and Gas Process Systems Inc.

	TITLE Shipping Information (SKID#13)			
	CLIENT			
	LOCATION		LOCATION	
	CUST. REF. NO. c-61-I, 94-A-12	DRAWN AO	DATE FEB 2020	OPS CODE ---
JOB NO. 2434	DRAWING NO. EWPR-2434-SHP-13	SHEET#1 OF 1	REV 0	

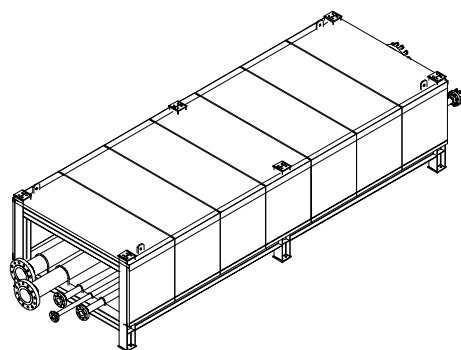
DWG REV	DATE	DESCRIPTION	BY	CHKD BY	APPD BY
0	FEB 20, 2020	ISSUED FOR INFORMATION	AO	ZN	RK
DRAWING REVISION					



PLAN VIEW



ELEVATION VIEW



EWPR-12A

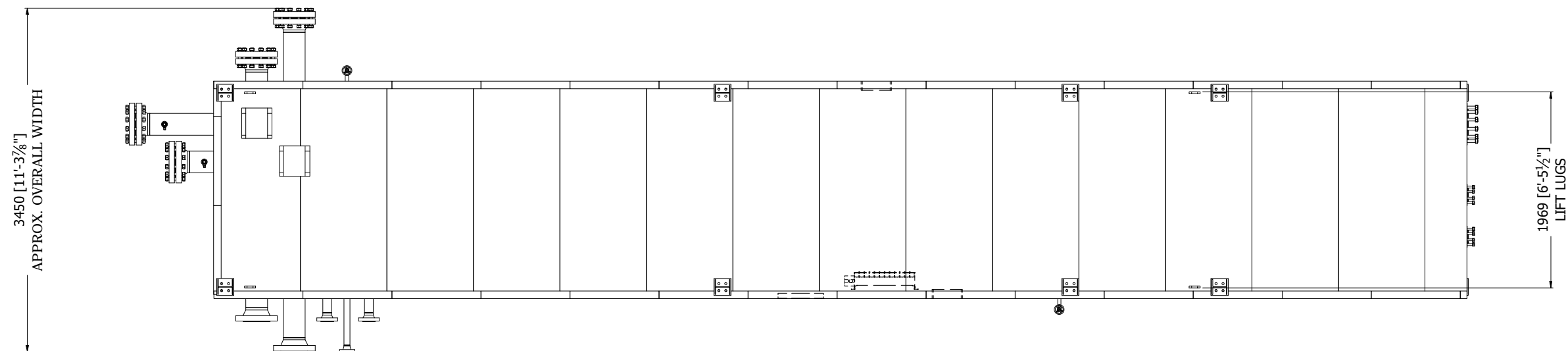
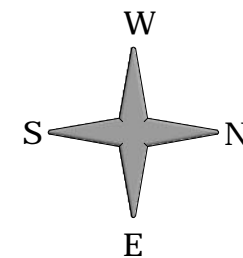
NOTES:

1. ALL DIMENSIONS: mm [ft-in].
2. 4 POINT LIFT.
3. PROTECTIVE COVERS TO BE PROVIDED ON ALL SKID EDGE TIE-INS.
4. ALL SHIPPED LOOSE ITEMS SHALL BE PACKED SECURELY TO PREVENT DAMAGE DURING TRANSPORT.
5. CUSTOMER CARRIER RESPONSIBLE TO VERIFY OVERALL DIMENSIONS OF THE PACKAGE.
6. CUSTOMER CARRIER RESPONSIBLE TO VERIFY ALL SHIPPING RESTRICTIONS ALONG PROPOSED SHIPPING ROUTE.
7. APPROX. OVERALL WEIGHT: 2,600 kg [5,732 lbs]

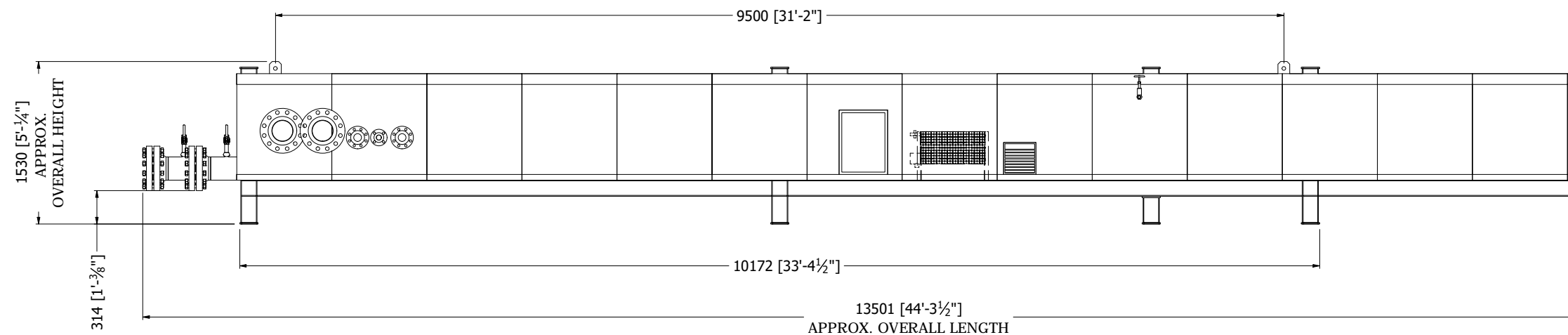
DWG REV	DATE	DESCRIPTION	BY	CHKD BY	APPD BY
0	MAR 17, 2020	ISSUED FOR SHIPPING	ZN	AO	RK
DRAWING REVISION					

This drawing is the intellectual property of Atlas Oil and Gas Process Systems Inc. and is lent to the recipient for confidential use only. In consideration of the loan of this drawing, the recipient promises and agrees that it shall not be used in any way detrimental to the interest of Atlas Oil and Gas Process Systems Inc., that it shall be returned upon request, and that it shall not be reproduced copied, lent or otherwise disposed of, directly or indirectly, without the written approval of Atlas Oil and Gas Process Systems Inc.

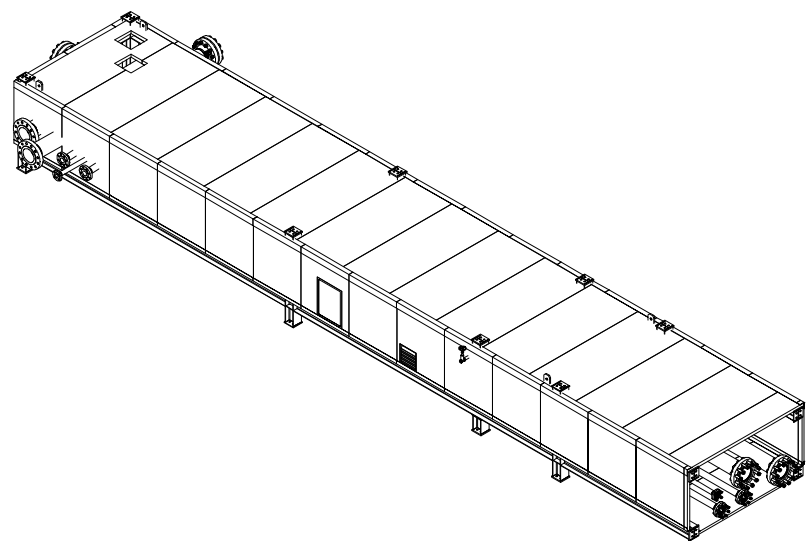
	TITLE Shipping Information (SKID# 12A)			
	CLIENT			
	LOCATION		LOCATION	
	CUST. REF. NO. c-61-I, 94-A-12	DRAWN ENG	ZN JJ	DATE OPS CODE
JOB NO. 2445	DRAWING NO. EWPR-2445-SHP-12A	SHEET# 1 OF 1	REV 0	



PLAN VIEW



ELEVATION VIEW



SHIP LOOSE:

- QTY (16) 3/4" x 2-3/4" LG STRUCTURAL BOLTS A325 C/W NUT AND WASHER.

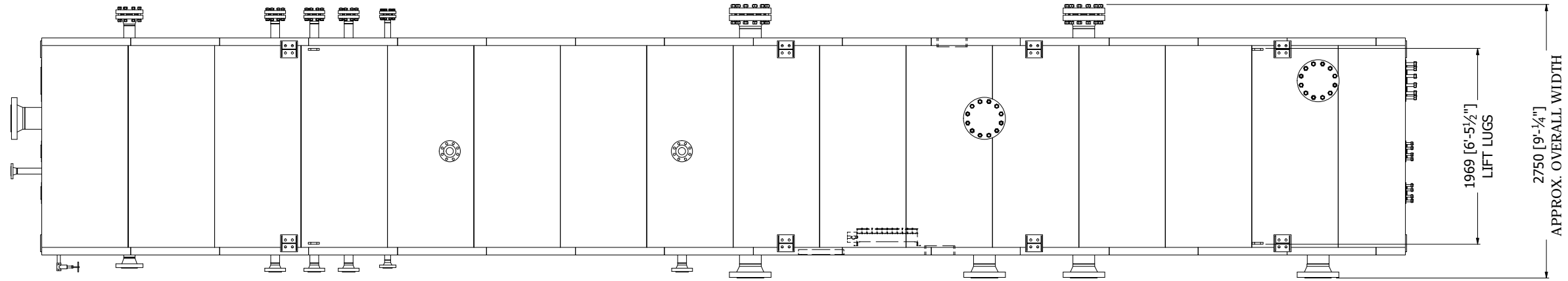
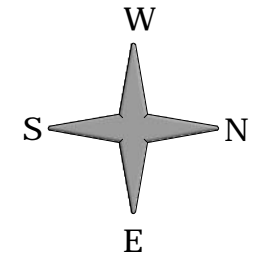
- NOTES:**
1. ALL DIMENSIONS: mm [ft-in].
 2. 4 POINT LIFT.
 3. PROTECTIVE COVERS TO BE PROVIDED ON ALL SKID EDGE TIE-INS.
 4. ALL SHIPPED LOOSE ITEMS SHALL BE PACKED SECURELY TO PREVENT DAMAGE DURING TRANSPORT.
 5. CUSTOMER CARRIER RESPONSIBLE TO VERIFY OVERALL DIMENSIONS OF THE PACKAGE.
 6. CUSTOMER CARRIER RESPONSIBLE TO VERIFY ALL SHIPPING RESTRICTIONS ALONG PROPOSED SHIPPING ROUTE.
 7. APPROX. OVERALL WEIGHT: 4,150kg [9,150 lbs]

NSPR-12

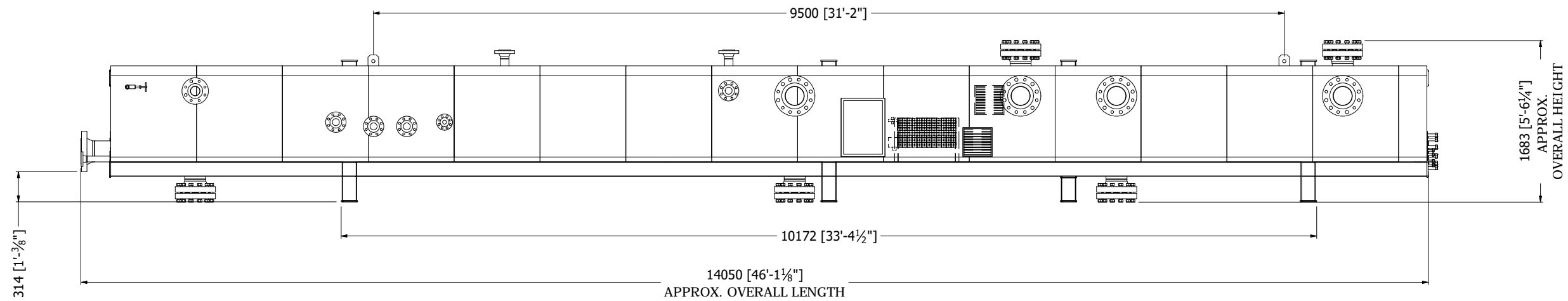
DWG REV	DATE	DESCRIPTION	BY	CHKD BY	APPD BY
0	FEB 20, 2020	ISSUED FOR SHIPPING INFO	AO	ZN	RK
DRAWING REVISION					

This drawing is the intellectual property of Atlas Oil and Gas Process Systems Inc. and is lent to the recipient for confidential use only. In consideration of the loan of this drawing, the recipient promises and agrees that it shall not be used in any way detrimental to the interest of Atlas Oil and Gas Process Systems Inc., that it shall be returned upon request, and that it shall not be reproduced copied, lent or otherwise disposed of, directly or indirectly, without the written approval of Atlas Oil and Gas Process Systems Inc.

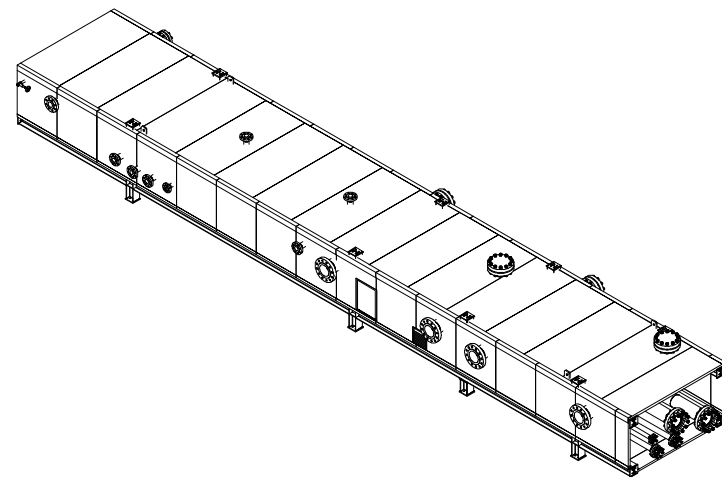
	TITLE Shipping Information (SKID#12)			
	CLIENT			
	LOCATION -			
	CUST. REF. NO. c-61-I, 94-A-12	DRAWN AO	DATE FEB 2020	OPS CODE ---
JOB NO. 2434	DRAWING NO. NSPR-2434-SHP-12	SHEET#1 OF 1	REV 0	



PLAN VIEW



ELEVATION VIEW



SHIP LOOSE:

- QTY (16) 3/4" x 2-1/4"LG STRUCTURAL BOLTS A325 C/W NUT AND WASHER.

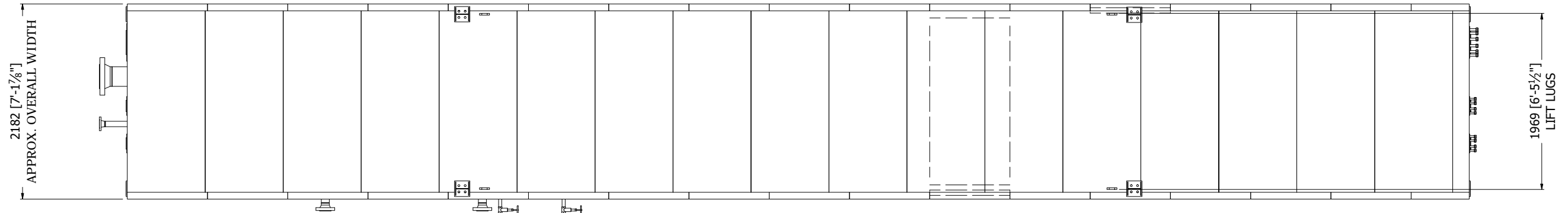
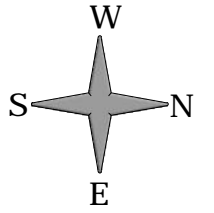
- NOTES:**
1. ALL DIMENSIONS: mm [ft-in].
 2. 4 POINT LIFT.
 3. PROTECTIVE COVERS TO BE PROVIDED ON ALL SKID EDGE TIE-INS.
 4. ALL SHIPPED LOOSE ITEMS SHALL BE PACKED SECURELY TO PREVENT DAMAGE DURING TRANSPORT.
 5. CUSTOMER CARRIER RESPONSIBLE TO VERIFY OVERALL DIMENSIONS OF THE PACKAGE.
 6. CUSTOMER CARRIER RESPONSIBLE TO VERIFY ALL SHIPPING RESTRICTIONS ALONG PROPOSED SHIPPING ROUTE.
 7. APPROX. OVERALL WEIGHT: 6,550kg [14,440 lbs]

NSPR-11

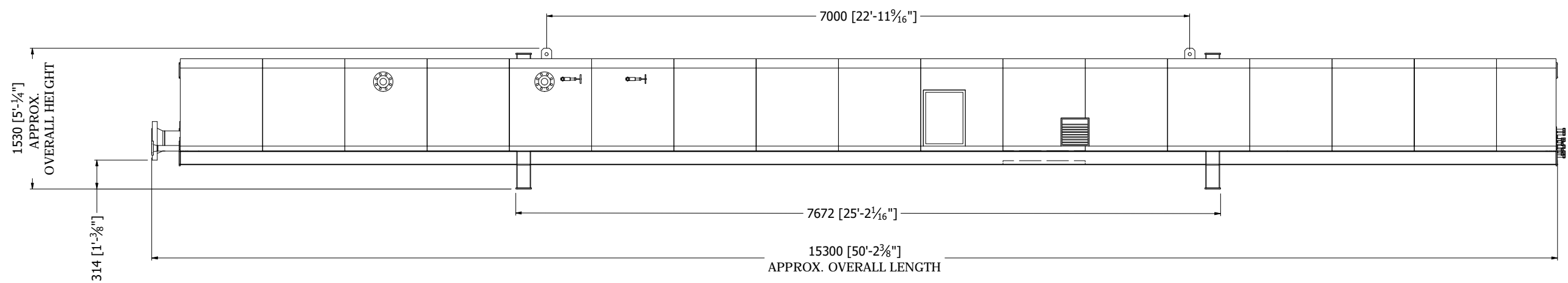
DWG REV	DATE	DESCRIPTION	BY	CHKD BY	APPD BY
0	FEB 21, 2020	ISSUED FOR SHIPPING INFO	AO	ZN	RK
DRAWING REVISION					

This drawing is the intellectual property of Atlas Oil and Gas Process Systems Inc. and is lent to the recipient for confidential use only. In consideration of the loan of this drawing, the recipient promises and agrees that it shall not be used in any way detrimental to the interest of Atlas Oil and Gas Process Systems Inc., that it shall be returned upon request, and that it shall not be reproduced copied, lent or otherwise disposed of, directly or indirectly, without the written approval of Atlas Oil and Gas Process Systems Inc.

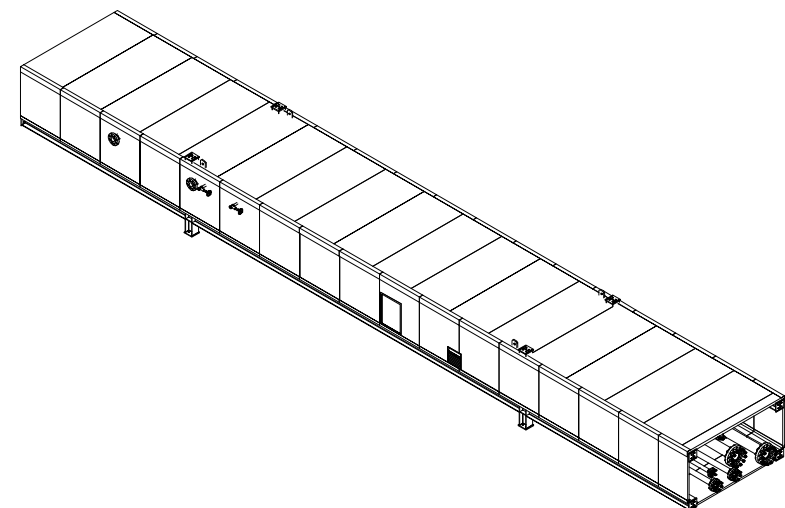
	TITLE Shipping Information (SKID#11)			
	CLIENT			
	LOCATION			
	CUST. REF. NO. c-61-I, 94-A-12	DRAWN AO	DATE FEB 2020	OPS CODE ---
JOB NO. 2434	DRAWING NO. NSPR-2434-SHP-11	SHEET#1 OF 1	REV 0	



PLAN VIEW



ELEVATION VIEW



SHIP LOOSE:

- QTY (16) 3/4" x 2-1/4"LG STRUCTURAL BOLTS A325 C/W NUT AND WASHER.

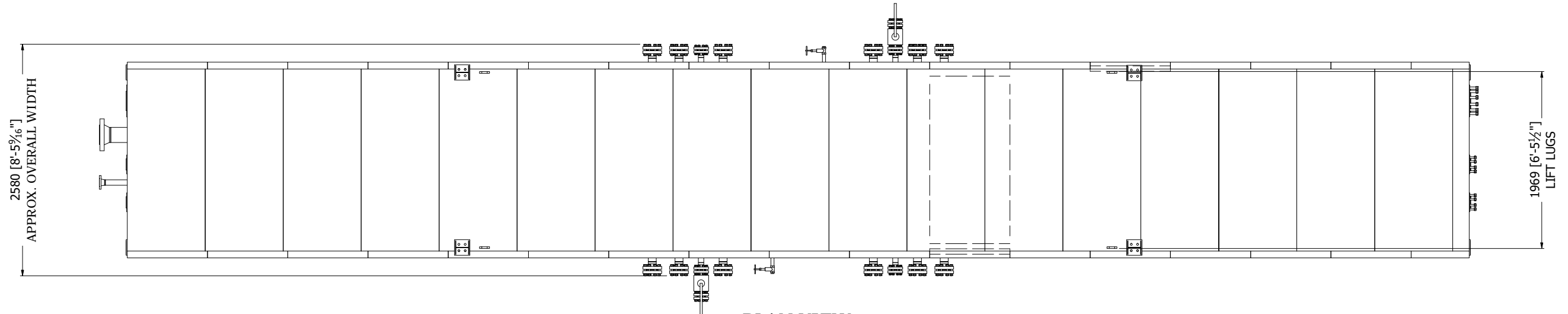
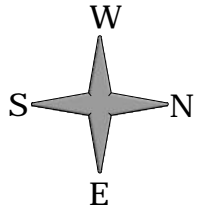
- NOTES:**
1. ALL DIMENSIONS: mm [ft-in].
 2. 4 POINT LIFT.
 3. PROTECTIVE COVERS TO BE PROVIDED ON ALL SKID EDGE TIE-INS.
 4. ALL SHIPPED LOOSE ITEMS SHALL BE PACKED SECURELY TO PREVENT DAMAGE DURING TRANSPORT.
 5. CUSTOMER CARRIER RESPONSIBLE TO VERIFY OVERALL DIMENSIONS OF THE PACKAGE.
 6. CUSTOMER CARRIER RESPONSIBLE TO VERIFY ALL SHIPPING RESTRICTIONS ALONG PROPOSED SHIPPING ROUTE.
 7. APPROX. OVERALL WEIGHT: 3,350kg [7,386 lbs]

NSPR-10

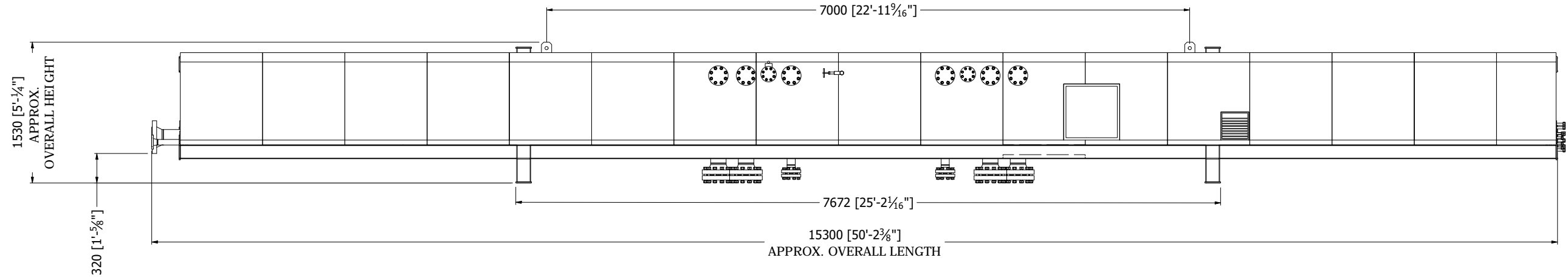
This drawing is the intellectual property of Atlas Oil and Gas Process Systems Inc. and is lent to the recipient for confidential use only. In consideration of the loan of this drawing, the recipient promises and agrees that it shall not be used in any way detrimental to the interest of Atlas Oil and Gas Process Systems Inc., that it shall be returned upon request, and that it shall not be reproduced copied, lent or otherwise disposed of, directly or indirectly, without the written approval of Atlas Oil and Gas Process Systems Inc.

	TITLE Shipping Information (SKID#10)			
	CLIENT			
	LOCATION			
	-			
CUST. REF. NO. c-61-I, 94-A-12	DRAWN AO	DATE FEB 2020		
	ENG JJ	OPS CODE ---		
JOB NO. 2434	DRAWING NO. NSPR-2434-SHP-10	SHEET#1 OF 1	REV 0	

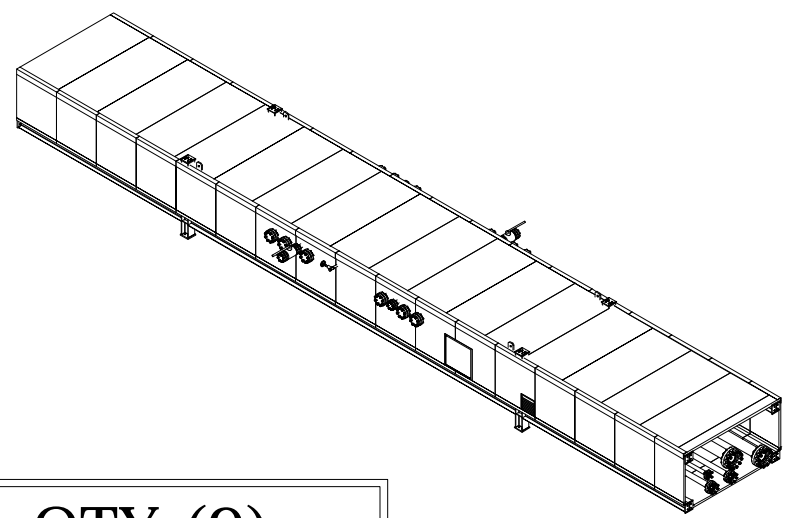
DWG REV	DATE	DESCRIPTION	BY	CHKD BY	APPD BY
0	FEB 21, 2020	ISSUED FOR SHIPPING INFO	AO	ZN	RK
DRAWING REVISION					



PLAN VIEW



ELEVATION VIEW



SHIP LOOSE (PER SKID):

- QTY (16) 3/4" x 2-1/4" LG STRUCTURAL BOLTS A325 C/W NUT AND WASHER.

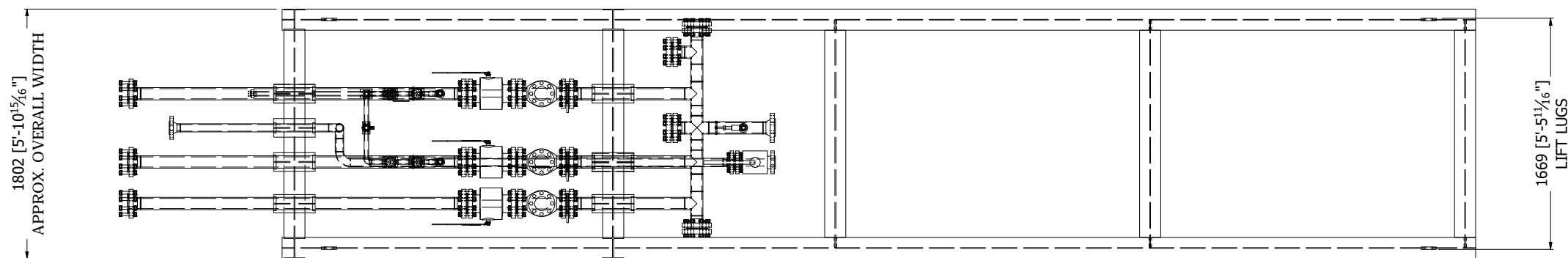
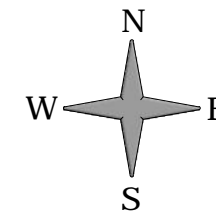
**QTY (9)
NSPR-01
TO NSPR-09**

- NOTES:**
1. ALL DIMENSIONS: mm [ft-in].
 2. 4 POINT LIFT.
 3. PROTECTIVE COVERS TO BE PROVIDED ON ALL SKID EDGE TIE-INS.
 4. ALL SHIPPED LOOSE ITEMS SHALL BE PACKED SECURELY TO PREVENT DAMAGE DURING TRANSPORT.
 5. CUSTOMER CARRIER RESPONSIBLE TO VERIFY OVERALL DIMENSIONS OF THE PACKAGE.
 6. CUSTOMER CARRIER RESPONSIBLE TO VERIFY ALL SHIPPING RESTRICTIONS ALONG PROPOSED SHIPPING ROUTE.
 7. APPROX. OVERALL WEIGHT: 5,850kg [12,897 lbs]

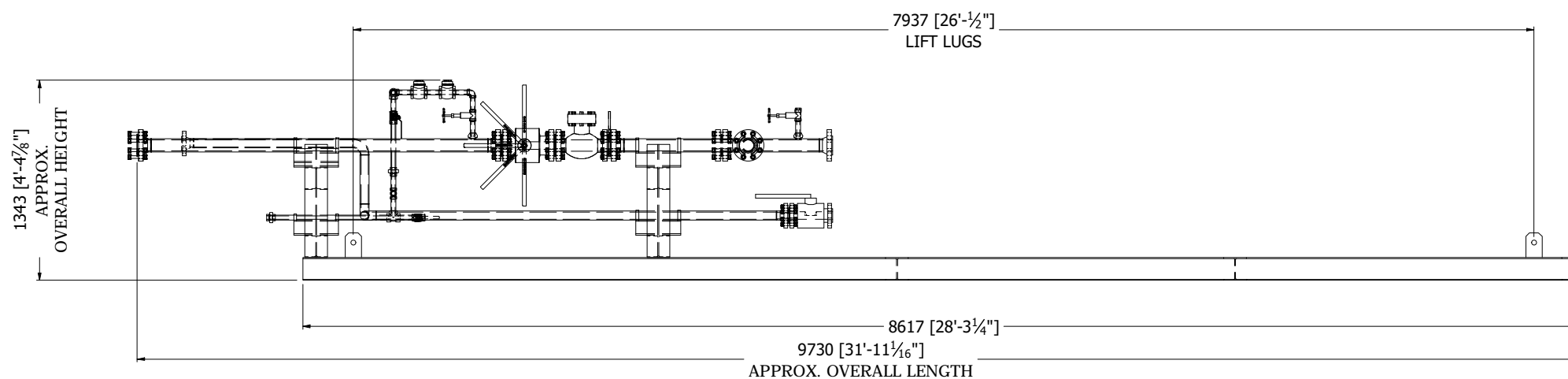
DWG REV	DATE	DESCRIPTION	BY	CHKD BY	APPD BY
0	FEB 21, 2020	ISSUED FOR SHIPPING INFO	AO	ZN	RK
DRAWING REVISION					

This drawing is the intellectual property of Atlas Oil and Gas Process Systems Inc. and is lent to the recipient for confidential use only. In consideration of the loan of this drawing, the recipient promises and agrees that it shall not be used in any way detrimental to the interest of Atlas Oil and Gas Process Systems Inc., that it shall be returned upon request, and that it shall not be reproduced copied, lent or otherwise disposed of, directly or indirectly, without the written approval of Atlas Oil and Gas Process Systems Inc.

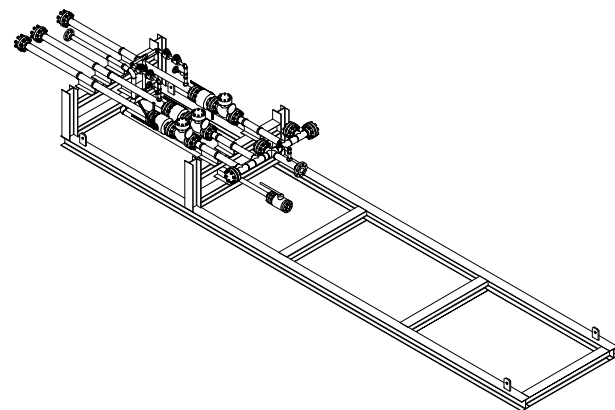
 OIL & GAS PROCESS SYSTEMS INC EDMONTON, ALBERTA, CANADA	TITLE Shipping Information (SKIDS #01 TO #09)			
	CLIENT			
	LOCATION			
	CUST. REF. NO. c-61-I, 94-A-12	DRAWN AO	DATE FEB 2020	OPS CODE ---
JOB NO. 2434	DRAWING NO. NSPR-2434-SHP-01	SHEET#1 OF 1	REV 0	



PLAN VIEW



ELEVATION VIEW



**QTY (5)
WH-01
TO WH-05**

NOTES:

1. ALL DIMENSIONS: mm [ft-in].
2. 4 POINT LIFT.
3. PROTECTIVE COVERS TO BE PROVIDED ON ALL SKID EDGE TIE-INS.
4. ALL SHIPPED LOOSE ITEMS SHALL BE PACKED SECURELY TO PREVENT DAMAGE DURING TRANSPORT.
5. CUSTOMER CARRIER RESPONSIBLE TO VERIFY OVERALL DIMENSIONS OF THE PACKAGE.
6. CUSTOMER CARRIER RESPONSIBLE TO VERIFY ALL SHIPPING RESTRICTIONS ALONG PROPOSED SHIPPING ROUTE.
7. APPROX. OVERALL WEIGHT: 1,700kg [3,748 lbs]

This drawing is the intellectual property of Atlas Oil and Gas Process Systems Inc. and is lent to the recipient for confidential use only. In consideration of the loan of this drawing, the recipient promises and agrees that it shall not be used in any way detrimental to the interest of Atlas Oil and Gas Process Systems Inc., that it shall be returned upon request, and that it shall not be reproduced copied, lent or otherwise disposed of, directly or indirectly, without the written approval of Atlas Oil and Gas Process Systems Inc.

	TITLE Shipping Info (SKIDS WH-01 TO WH-05)			
	CLIENT			
	LOCATION -			
	CUST. REF. NO. c-61-I, 94-A-12	DRAWN AO	DATE FEB 2020	OPS CODE ---
JOB NO. 2434	DRAWING NO. WH-2434-SHP-01	SHEET# 1 OF 1	REV 0	

DWG REV	DATE	DESCRIPTION	BY	CHKD BY	APPD BY
0	FEB 24, 2020	ISSUED FOR SHIPPING INFO	AO	ZN	RK
DRAWING REVISION					