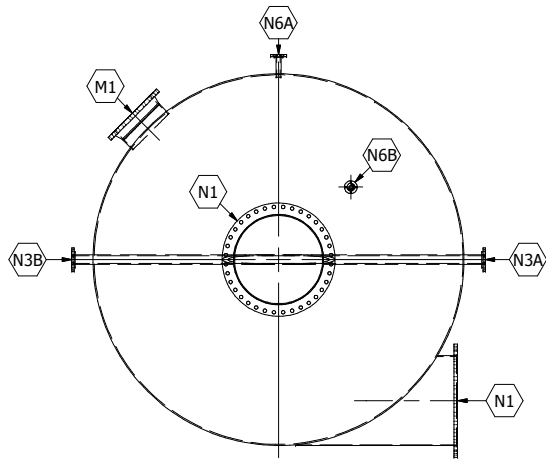
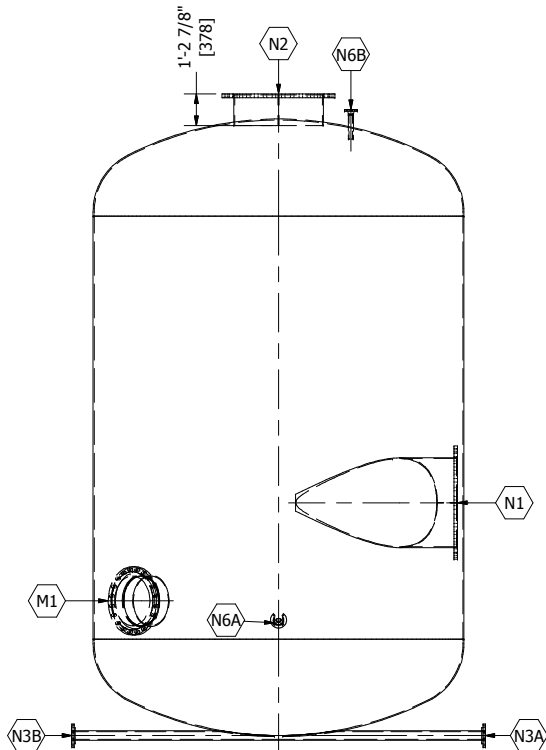


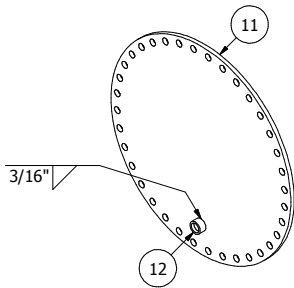
FILE PATH: C:\Workspace\Drafting\Projects\D3400-3499\D3468\D3468.idw



TOP VIEW



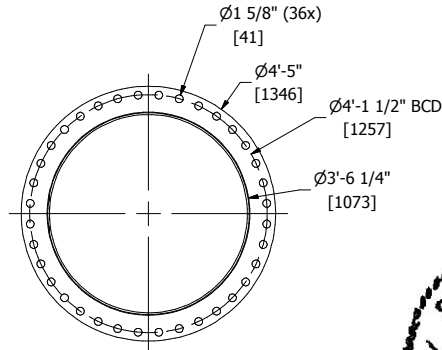
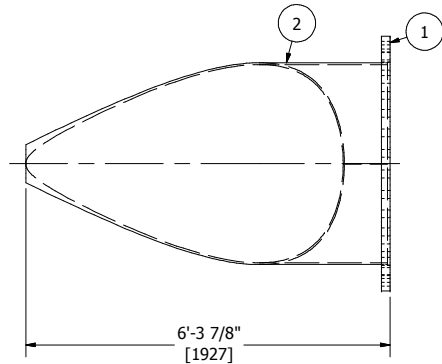
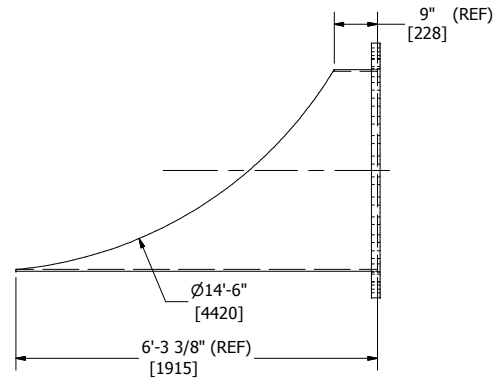
ELEVATION VIEW



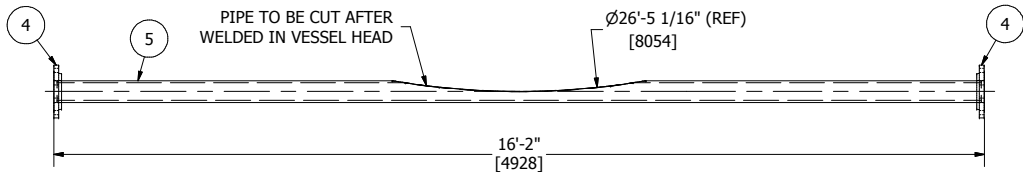
HYDRO BLIND FOR N1
DETAIL

BILL OF MATERIALS							
ITEM	QTY	REF.	PART No.	DESCRIPTION	LENGTH	MATERIAL	WEIGHT (lbs)
1	2	N1,N2	2-010887	FLANGE 42" NPS 1 3/4" THK x 42 1/4" ID x 53" OD		SA-516-70N	725.98
2	1	N1	1-008634	ROLLED SHELL - MITRE SEGMENT 3/8" THK x 42" OD	6'-3 3/8"	SA-516-70N	463.39
3	1	N2	1-008634	ROLLED SHELL 3/8" THK x 42" OD	1'-2 3/8"	SA-516-70N	200.14
4	2	N3A/B	1-020062	6" x CLASS 150 RF HUB BLIND FLG CUT TO 4" NPS		SA-105-N	51.80
5	1	N3A/B	1-003370	4" PIPE SCH 120 (BBE)	16'- 5/8"	SA-106-B	275.06
6	1	N6B	1-000882	2" x CLASS 150 RFWN FLG SCH 160		SA-105-N	6.93
7	1	N6A	1-003359	2" PIPE SCH 160 (BOE, COE)	10"	SA-106-B	6.25
8	1	N6B	1-003359	2" PIPE SCH 160 (BOE, COE)	11 5/16"	SA-106-B	7.05
9	1	M1	1-000965	24" x CLASS 150 RFWN FLG SCH STD		SA-105-N	261.68
10	1	M1	1-003402	24" PIPE SCH STD/20 (BOE, COE)	6 3/16"	SA-106-B	49.15
11	1	N6A	1-004811	3" x CLASS 150 RF HUB BLIND FLG TAPPED TO 2" NPT		SA-105-N	11.33
NOTE: N4 & N5 NOZZLES TO BE FOUND ON DWG D3468-401							2058.76

BILL OF MATERIALS							
ITEM	QTY	REF.	PART No.	DESCRIPTION	LENGTH	MATERIAL	WEIGHT (lbs)
11	1	HYDRO BLIND	2-010901	FLANGE 42" NPS 1" THK x 53" OD C/W 2" OPENING		SA-36	604.78
12	1	HYDRO BLIND	1-000536	2" x CL3000 THRD HALF COUPLING		SA-105-N	1.59



NOZZLE N1 DETAILS



DETAIL NOZZLE N3A/B



FEBRUARY 13, 2017

1	WELD NECK FLANGE	2	SLIP ON

REGISTERED WELDING PROCEDURE NUMBER				
WELD DETAIL	ROOT	HOT PASS	FILL AND CAP	GOUGE/BACKWELD
1,2	BWM-16	BWM-16	BWM-16	N/A

REV	DATE	DESCRIPTION	BY	ENG	PM	APP
A	4/7/2016	ISSUED FOR APPROVAL	AD	JAM	JDW	
B	6/6/2016	REVISED AS PER CLIENT MARK UPS, ISSUED FOR APPROVAL	AD	JAM	JDW	
0	7/4/2016	ISSUED FOR FABRICATION	AD	JAM	JDW	
1	8/12/16	HUB FLANGE ADDED, N1 ADJUSTED	AMC	JAM	JDW	
2	02/10/2017	AS-BUILT	NHH	JAM	JDW	



This drawing is property of BILTON WELDING AND MANUFACTURING LTD and is lent to the recipient for their confidential use only. In consideration of the loan of this drawing, the recipient promises and agrees that it shall not be used in any way detrimental to the interests of BILTON WELDING AND MANUFACTURING LTD, that it shall be returned upon request, and shall not be reproduced, copied, lent, or otherwise disposed of, directly or indirectly, without the written consent of BILTON WELDING AND MANUFACTURING LTD.

BOX 6106
5815 37 Street
INNISFAIL, AB
CANADA
403-227-7799
1-888-227-4923
FAX 227-7796

WESTCOAST ENERGY INC.			
174" OD x 16'-6" [4420mm x 5029mm] SULPHUR TAIL GAS COALESCER- TAG#: PV 17.43A NOZZLE DETAILS			
QUOTE NUMBER: 07961		SALE ORDER: 004470	
PURCHASE ORDER: 2850038875		JOB ORDER:	
LOCATION: CHETWYND, BC		D3468	
DATE: 03/15/2016		SIZE	
SHEET: 3 OF 8		D	
CRN DWG: N/A		DRAWING NO.:	
CRN NUMBER: N/A		D3468-202	
		REV.	
		2	