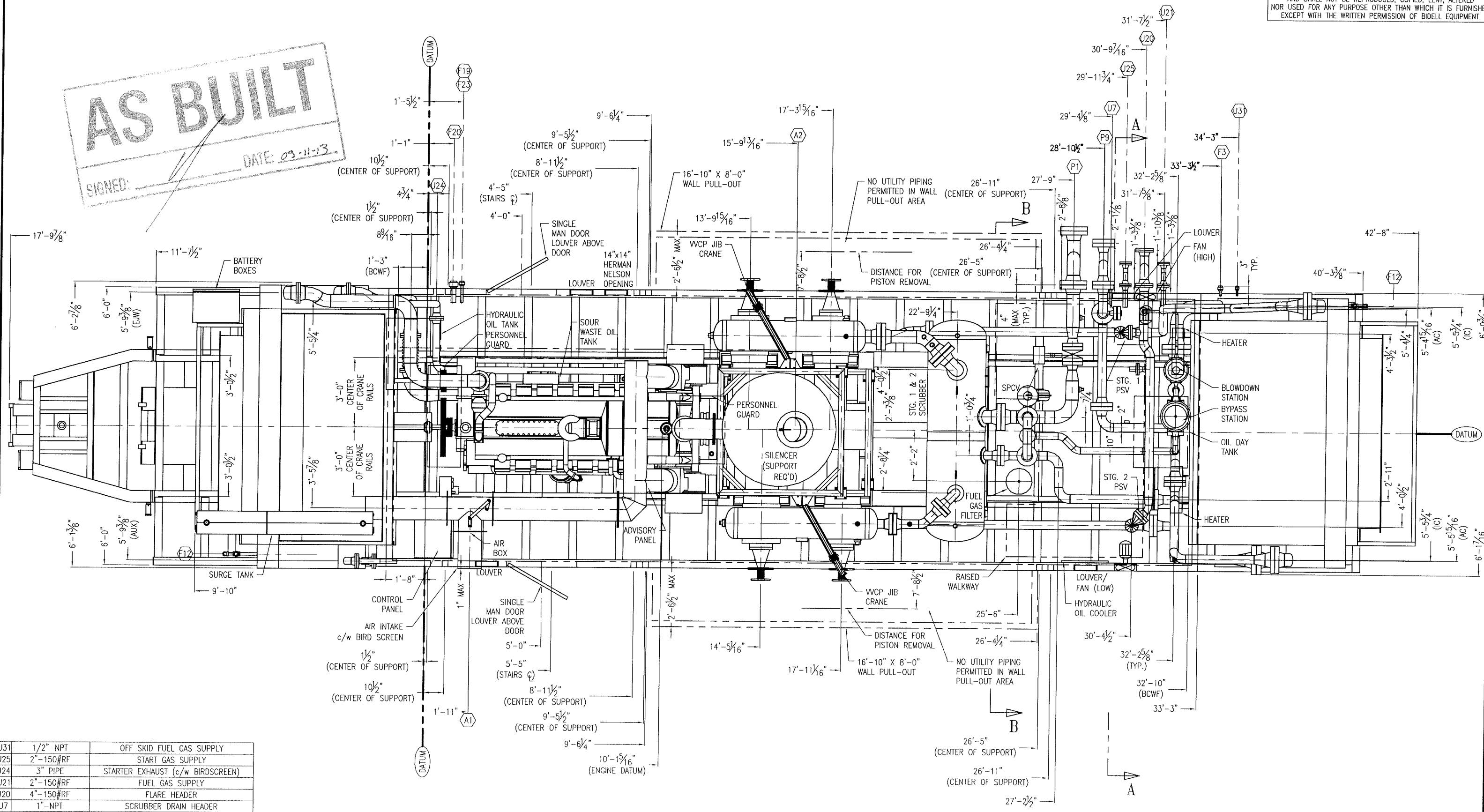


THIS DRAWING IS SOLE PROPERTY OF BIDE LL EQUIPMENT AND SHALL NOT BE REPRODUCED, COPIED, LENT, ALTERED NOR USED FOR ANY PURPOSE OTHER THAN WHICH IT IS FURNISHED EXCEPT WITH THE WRITTEN PERMISSION OF BIDE LL EQUIPMENT

AS BUILT
 SIGNED: _____
 DATE: 03-11-13



TAG	SIZE & RATING	SERVICE / DESCRIPTION
U31	1/2"-NPT	OFF SKID FUEL GAS SUPPLY
J25	2"-150#RF	START GAS SUPPLY
J24	3" PIPE	STARTER EXHAUST (c/w BIRDSCREEN)
U21	2"-150#RF	FUEL GAS SUPPLY
J20	4"-150#RF	FLARE HEADER
U7	1"-NPT	SCRUBBER DRAIN HEADER
F23	1"-NPT	WASTE SOUR OIL STORAGE TANK FLARE OUTLET
F20	2"-NPT	WASTE OIL TANK PUMPOUT
F19	1"-NPT	PACKING/ DISTANCE PIECE TANK PUMPOUT
F12	1"-NPT	INSTRUMENT VENT HEADERS
F3	1"-NPT	ENGINE/ COMPRESSOR OIL DAY TANK FILL
P9	4"-900#RF	DISCHARGE OUTLET
P1	6"-600#RF	SUCTION INLET
A2	12"-TUBE	ENGINE EXHAUST
A1	12"-TUBE	ENGINE AIR INTAKE (c/w BIRDSCREEN)
TAG	SIZE & RATING	SERVICE / DESCRIPTION

TRAILOR WEIGHT = APPROX 23,230 lbs
 BOOSTER WEIGHT = APPROX 8,740 lbs
 PACKAGE WEIGHT w/o TRAILER = APPROX 107,000 lbs
 TOTAL PACKAGE LENGTH = APPROX 60'-6" (78'-9" INCLUDING BOOSTER)
 TOTAL PACKAGE WIDTH (Incl. Eaves) = 12'-6" MAX
 TOTAL PACKAGE HEIGHT = APPROX 20'-5 1/4"

TRANSPORTATION PREPARATION:
 - INSTALL COOLER TARPS

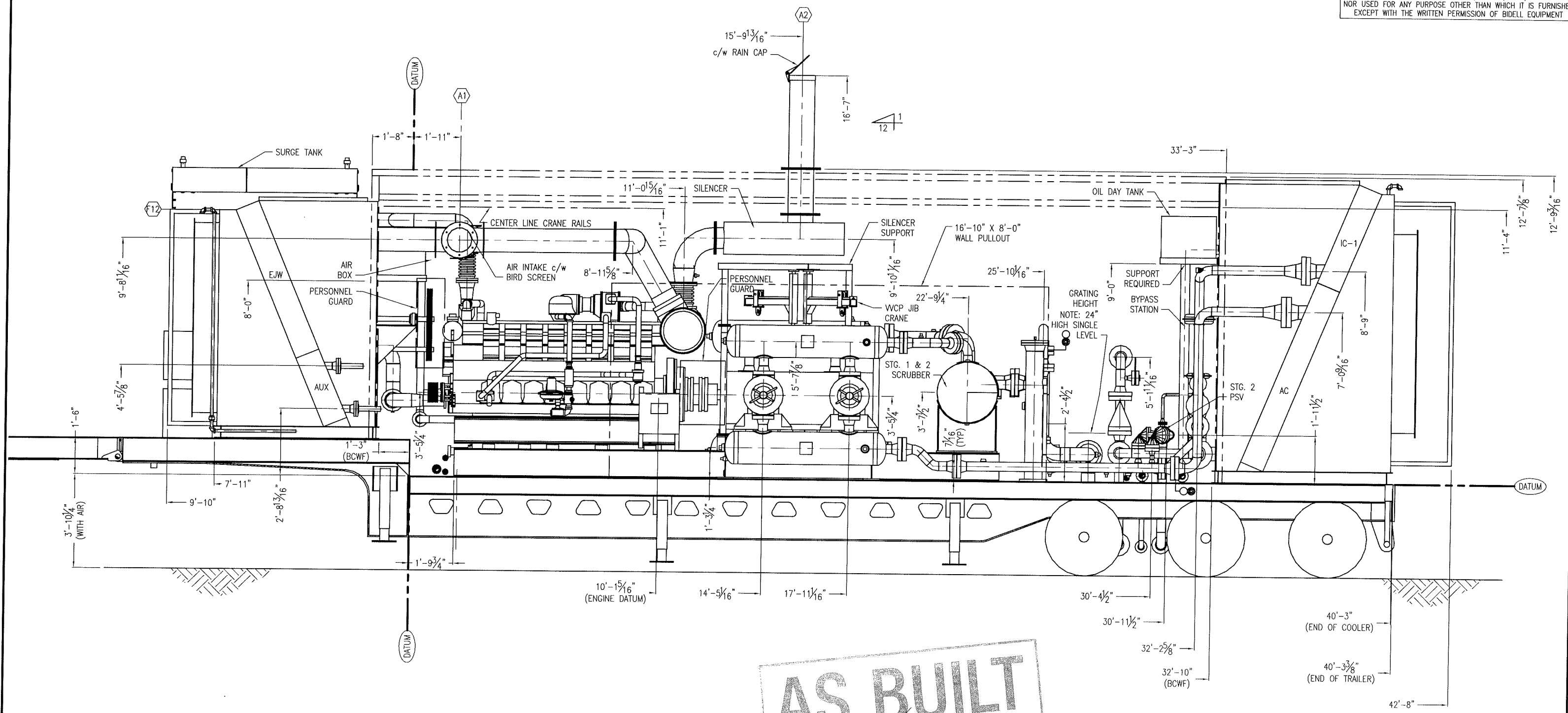
REV	DATE	BY	APPR	DESCRIPTION
E	13-11-09	NP	LS	AS BUILT, DIMS ON PRINTABLE LAYER
D	09-09-15	NP	LS	AS BUILT
C	09-09-09	NP	LS	SOLD TO TALISMAN, CHANGED CYLINDERS & BOTTLES
B	09-08-04	CP	DR	ADDED JIB CRANE
A	09-07-20	CP	DR	REMOVED PIPING
D	09-06-10	CP	DR	ISSUED FOR CONSTRUCTION

BIDE LL EQUIPMENT 6900 - 112th AVENUE S.E. CALGARY, AB T2C 4Z1
 PHONE: (403) 235-5877 FAX: (403) 272-7749

GENERAL ARRANGEMENT
 CATERPILLAR G3516AFRC / ARIEL JGT/4-2 / AIR-X-HEMPHILL
 CUSTOMER: TALISMAN ENERGY INC.
 LOCATION: GLACIER
 LSD: 16-15-73-13 W6M JOB#: 08-533

REVISIONS
 DWN DATE SCALE DWG# REV
 CP 08-12-17 1/4" = 1'-0" 08-533-100A E

THIS DRAWING IS SOLE PROPERTY OF BIDELE EQUIPMENT AND SHALL NOT BE REPRODUCED, COPIED, LENT, ALTERED NOR USED FOR ANY PURPOSE OTHER THAN WHICH IT IS FURNISHED EXCEPT WITH THE WRITTEN PERMISSION OF BIDELE EQUIPMENT



AS BUILT
 SIGNED: _____ DATE: 09-11-13

TAG	SIZE & RATING	SERVICE / DESCRIPTION
U31	1/2"-NPT	OFF SKID FUEL GAS SUPPLY
U25	2"-150#RF	START GAS SUPPLY
U24	3" PIPE	STARTER EXHAUST (c/w BIRDSCREEN)
U21	2"-150#RF	FUEL GAS SUPPLY
U20	4"-150#RF	FLARE HEADER
U7	1"-NPT	SCRUBBER DRAIN HEADER
F23	1"-NPT	WASTE SOUR OIL STORAGE TANK FLARE OUTLET
F20	2"-NPT	WASTE OIL TANK PUMP/OUT
F19	1"-NPT	PACKING/ DISTANCE PIECE TANK PUMP/OUT
F12	1"-NPT	INSTRUMENT VENT HEADERS
F3	1"-NPT	ENGINE/ COMPRESSOR OIL DAY TANK FILL
P9	4"-900#RF	DISCHARGE OUTLET
P1	6"-600#RF	SUCTION INLET
A2	12"-TUBE	ENGINE EXHAUST
A1	12"-TUBE	ENGINE AIR INTAKE (c/w BIRDSCREEN)
SCHEDULE OF OPENINGS		

REV	DATE	BY	APPR	DESCRIPTION
E	13-11-09	NP	LS	AS BUILT, DIMS ON PRINTABLE LAYER
D	09-09-15	NP	LS	AS BUILT
C	09-09-09	NP	LS	SOLD TO TALISMAN, CHANGED CYLINDERS & BOTTLES
B	09-08-04	CP	DR	ADDED JIB CRANE
A	09-07-20	CP	DR	REMOVED PIPING
O	09-06-10	CP	DR	ISSUED FOR CONSTRUCTION
REVISIONS				

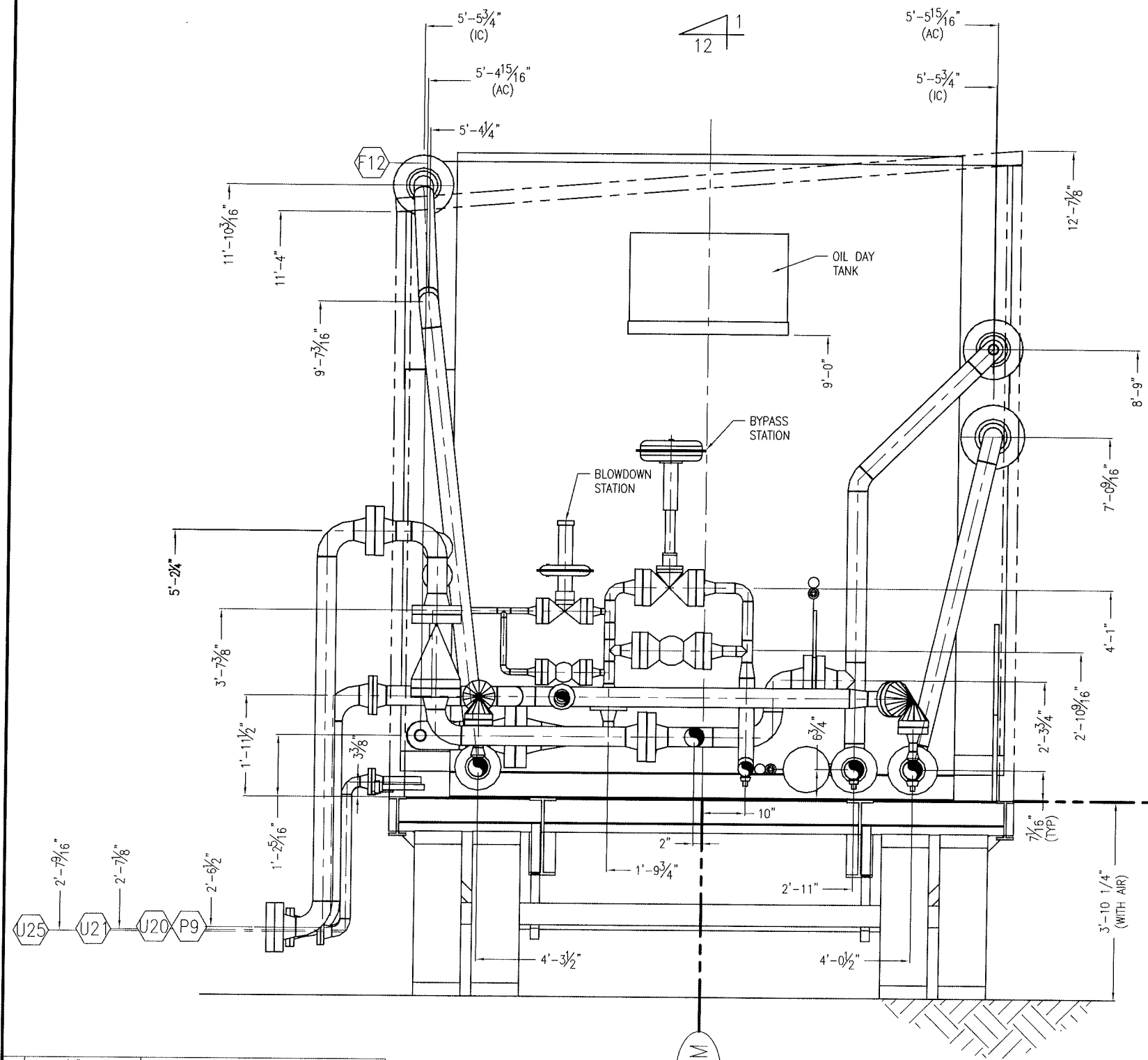
BIDELL EQUIPMENT
 6900 - 112th AVENUE S.E.
 CALGARY, AB T2C 4Z1
 PHONE: (403) 235-5877
 FAX: (403) 272-7749

ELEVATION VIEW #1
 CATERPILLAR G3516AFC / ARIEL JGT/4-2 / AIR-X-HEMPHILL
 CUSTOMER: TALISMAN ENERGY INC.
 LOCATION: GLACIER
 LSD: 16-15-73-13 W6M
 JOB#: 08-533

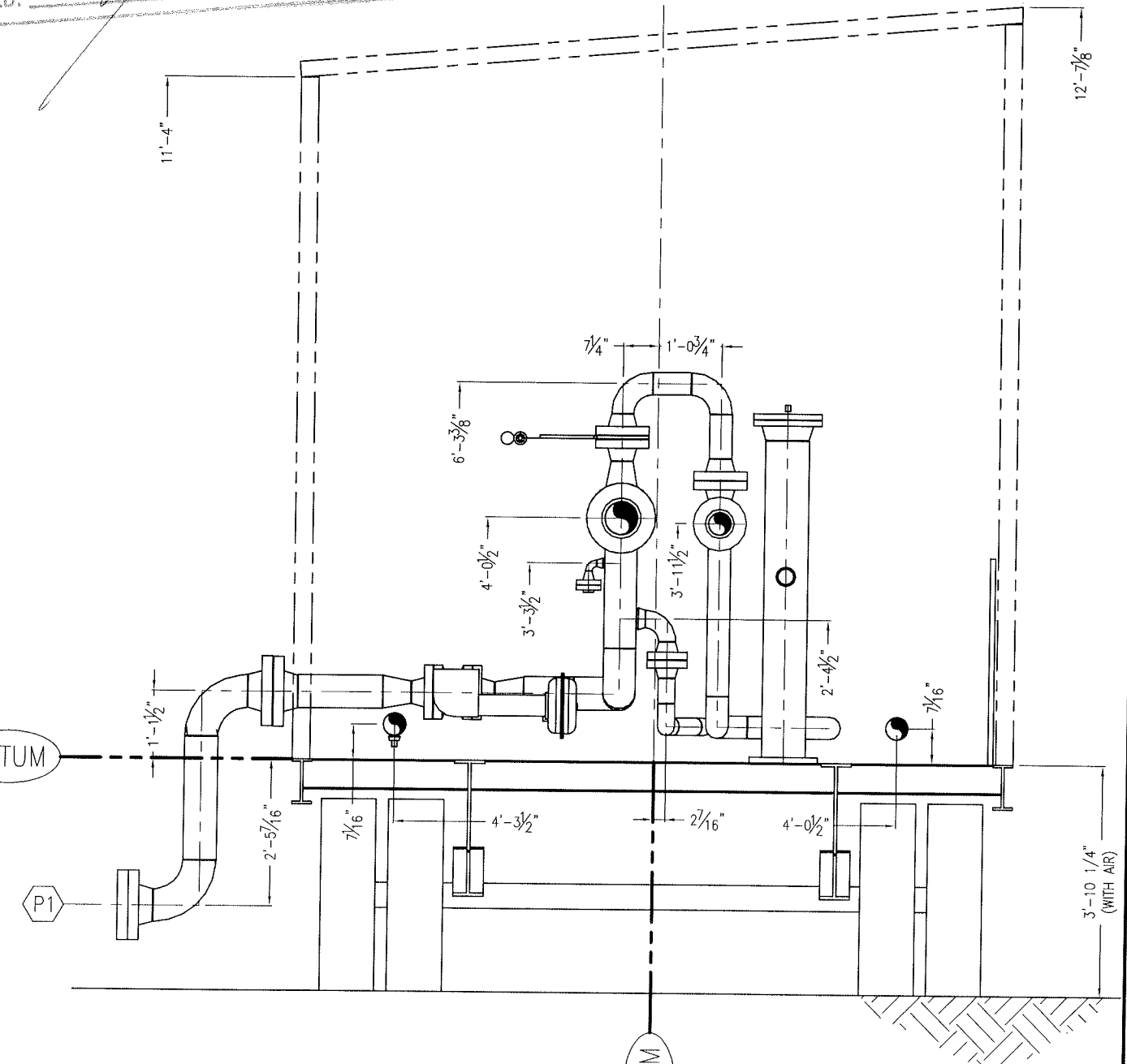
DWN: 08-12-17
 DATE: 1/4" = 1'-0"
 SCALE: 08-533-100B
 REV: E

THIS DRAWING IS SOLE PROPERTY OF BIDELL EQUIPMENT AND SHALL NOT BE REPRODUCED, COPIED, LENT, ALTERED NOR USED FOR ANY PURPOSE OTHER THAN WHICH IT IS FURNISHED EXCEPT WITH THE WRITTEN PERMISSION OF BIDELL EQUIPMENT

AS BUILT
 SIGNED: _____ DATE: 05-11-13



A-A VIEW



B-B VIEW

TAG	SIZE & RATING	SERVICE / DESCRIPTION
U31	1/2"-NPT	OFF SKID FUEL GAS SUPPLY
U25	2"-150#RF	START GAS SUPPLY
J24	3" PIPE	STARTER EXHAUST (c/w BIRDSCREEN)
U21	2"-150#RF	FUEL GAS SUPPLY
J20	4"-150#RF	FLARE HEADER
U7	1"-NPT	SCRUBBER DRAIN HEADER
F23	1"-NPT	WASTE SOUR OIL STORAGE TANK FLARE OUTLET
F20	2"-NPT	WASTE OIL TANK PUMPOUT
F19	1"-NPT	PACKING/ DISTANCE PIECE TANK PUMPOUT
F12	1"-NPT	INSTRUMENT VENT HEADERS
F3	1"-NPT	ENGINE/ COMPRESSOR OIL DAY TANK FILL
P9	4"-900#RF	DISCHARGE OUTLET
P1	6"-600#RF	SUCTION INLET
A2	12"-TUBE	ENGINE EXHAUST
A1	12"-TUBE	ENGINE AIR INTAKE (c/w BIRDSCREEN)
SCHEDULE OF OPENINGS		

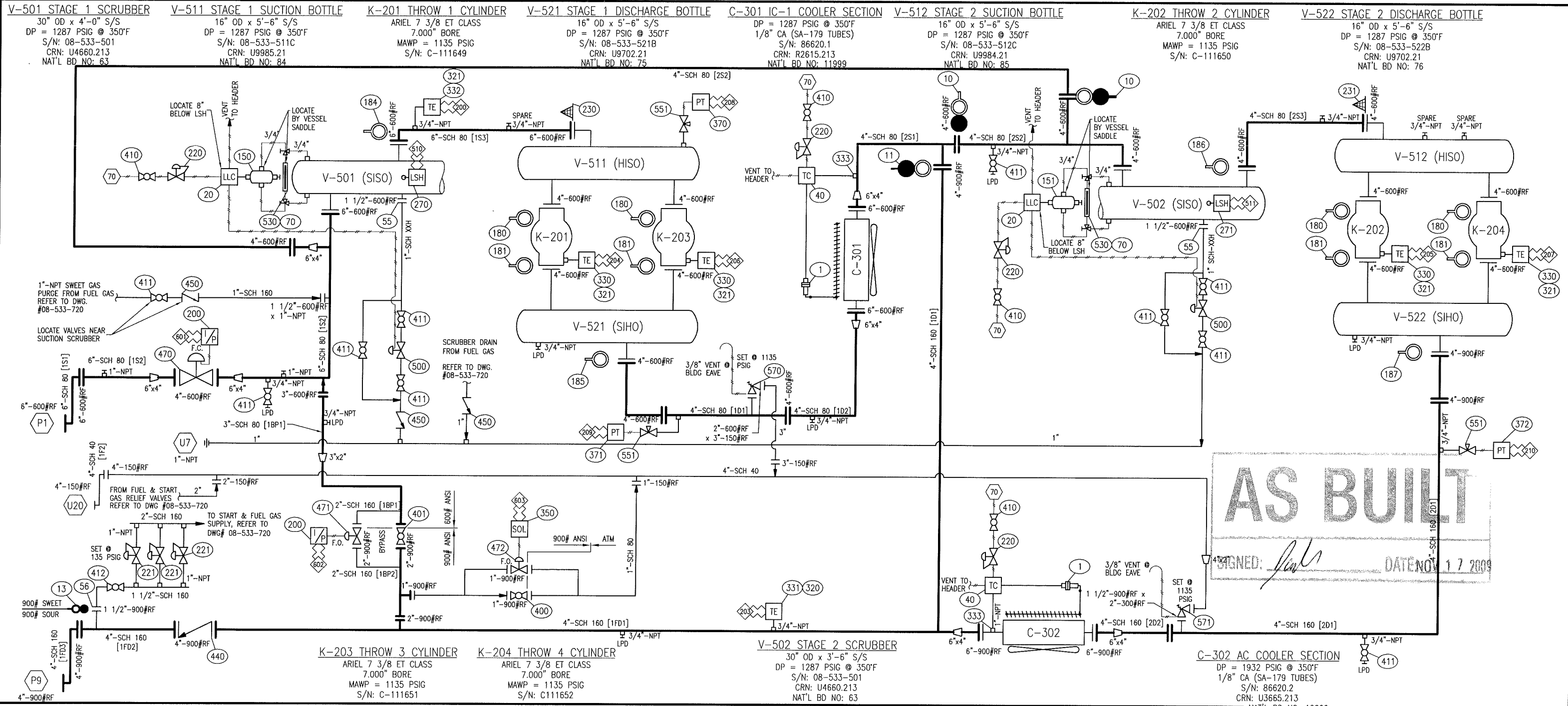
REV	DATE	BY	APPR	DESCRIPTION
D	13-11-09	NP	LS	AS BUILT, DIMS ON PRINTABLE LAYER
C	09-09-15	NP	LS	AS BUILT
B	09-09-09	NP	LS	SOLD TO TALISMAN, CHANGED CYLINDERS & BOTTLES
A	09-07-20	CP	DR	REMOVED PIPING
O	09-06-10	CP	DR	ISSUED FOR CONSTRUCTION
REVISIONS				

BIDELL EQUIPMENT
 6900 - 112th AVENUE S.E.
 CALGARY, AB T2C 4Z1
 PHONE: (403) 235-5877
 FAX: (403) 272-7749

GAS COMPRESSION

SECTIONAL VIEWS
 CATERPILLAR G3516AFRC / ARIEL JGT/4-2 / AIR-X-HEMPHILL
 CUSTOMER: TALISMAN ENERGY INC.
 LOCATION: GLACIER
 LSD: 16-15-73-13 W6M
 JOB#: 08-533

DWN DATE SCALE DWG# REV
 CP 08-12-17 1/4" = 1'-0" 08-533-100D D



AS BUILT

SIGNED: *[Signature]* DATE: NOV 17 2009

ELECTRICAL TERMINATIONS

200	SUCTION TEMPERATURE	510	HIGH LIQUID LEVEL SCRUBBER STG. ONE
203	AC OUTLET TEMPERATURE	511	HIGH LIQUID LEVEL SCRUBBER STG. TWO
204	HIGH DISCHARGE TEMP. CYLINDER #1	601	SUCTION CONTROL VALVE SIGNAL
205	HIGH DISCHARGE TEMP. CYLINDER #2	602	AUTO BYPASS VALVE SIGNAL
206	HIGH DISCHARGE TEMP. CYLINDER #3	603	AUTOBLOWDOWN VALVE SIGNAL
207	HIGH DISCHARGE TEMP. CYLINDER #4		
208	SUCTION PRESSURE STG. ONE		
209	DISCHARGE PRESSURE STG. ONE		
210	DISCHARGE PRESSURE STG. TWO	70	INSTRUMENT GAS

GENERAL NOTES

- INSTRUMENTATION**
 - TEMP. & PRESS. GAUGES SHALL BE DUAL SCALE
 - INSTRUMENT MEDIUM TO BE CLEAN DRY AIR / GAS
 - CONTROL PANEL POWERED BY - 24 V DC
 - PROCESS TUBING TO BE 1/4" OD MIN x .035" w.t. 316 SS FITTINGS TO BE 316 SS c/w SS FERRULES (HY-LOK)
 - INSTRUMENT TUBING TO BE 1/4" OD MIN x .035" w.t. 316 SS FITTINGS TO BE 316 SS c/w SS FERRULES (HY-LOK)
 - LUBE OIL TUBING TO BE OD 1/4" OD MIN x .035" w.t. 316 SS FITTINGS TO BE 316 SS c/w SS FERRULES (HY-LOK)
 - TUBING RUNS IN TRAFFIC AREAS SHALL BE PROTECTED WITH REMOVABLE COVER
 - ON SKID N.I. WIRING SHALL BE PROTECTED INSIDE RIGID ALUMINUM CONDUIT
- PROCESS PIPING**
 - CONSTRUCTED IN ACCORDANCE WITH ANSI B31.3
 - HYDROSTATIC TESTED TO 1.5 x DESIGN PRESS @ AMBIENT
 - CORROSION ALLOWANCE = 0.125 INCHES
 - RADIOGRAPHIC EXAMINATION = FULL (100%)
 - STRESS RELIEVED - 1150 Deg.F / ONE HOUR
 - EXTERNALLY PICKLED
 - INTERNALLY PICKLED AND RUST PROTECTED
 - ALL FLANGED RELIEF VALVES SHALL BE GUSSETED BACK TO PIPING OR VESSEL
 - PIPING TO BE ANCHORED TO STRUCTURAL MEMBER WITH 4 BOLT CLAMPS
 - PROCESS SCREWED CONNECTIONS SHALL BE F.S. THREDOLETS
 - NO CLOSE NIPPLES, THRD NIPPLES TO HAVE 1" LAND
 - ALL PROCESS NIPPLES TO BE SCH. 160 UP TO AND INCLUDING 300# ANSI
 - PROCESS PIPING 2" AND OVER SHALL BE FLANGED
- PROCESS PRESSURE VESSELS**
 - CONSTRUCTED IN ACCORDANCE WITH ASME SECTION VIII, DIV. 1
 - HYDROSTATIC TESTED TO 1.3 x DESIGN PRESS. @ AMBIENT
 - CORROSION ALLOWANCE = 0.125 INCHES
 - RADIOGRAPHIC EXAMINATION = FULL PER UW 11a, RT-1
 - STRESS RELIEVED - 1150 Deg.F / ONE HOUR
 - EXTERNALLY PICKLED
 - INTERNALLY PICKLED AND RUST PROTECTED
 - SCREWED CONNECTIONS ON VESSELS 2" AND UNDER SHALL BE 3000# F.S. THREDOLETS
 - CRN'S REQ'D FOR AB, BC, SK
 - NATIONAL BOARD NUMBERS REQ'D
- STRUCTURAL STEEL**
 - STEP DECK TRAILER "ASPEN" 60 TON, TRI-AXLE 12 WHEEL, AIR RIDE SUSPENSION, 6 DOLLEY LEGS
- CUSTOMER NOTES**
 - COLOUR OF PACKAGE = WARM GREY
 - COLOUR OF TRAILER = WARM GREY
 - COLOUR OF BLDG = WHITE WHITE C/W HERON BLUE TRIM
 - COLOR OF PACKAGE: ALL EQUIPMENT PRIMED & FINISHED WITH WARM GREY INDUSTRIAL ENAMEL
 - LSD: PORTABLE
 - FULL LOAD NITROGEN TEST RUN REQ'D

ALL PRESSURE TRANSMITTERS, TO HAVE ISOLATION NEEDLE VALVE AND CALIBRATING PLUGGED CONNECTION (BY OTHERS)

ALL CONTROL VALVES TO BE VENTED TO VENT HEADER

THIS DRAWING IS SOLE PROPERTY OF BIDEILL EQUIPMENT AND SHALL NOT BE REPRODUCED, COPIED, LENT, ALTERED NOR USED FOR ANY PURPOSE OTHER THAN WHICH IT IS FURNISHED EXCEPT WITH THE WRITTEN PERMISSION OF BIDEILL EQUIPMENT

REV	DATE	BY	APPR	DESCRIPTION
D	09-11-17	CA	DR	AS BUILT
C	09-10-27	CP	DR	REVISED SUCTION BOTTLES AND PIPING
B	09-09-09	NP	LS	SOLD TO TALISMAN, REVISED CYLINDERS AND BOTTLES
A	09-07-20	CP	DR	REMOVED PIPING
O	09-06-08	CP	DR	ISSUED FOR CONSTRUCTION

REVISIONS

BIDEILL EQUIPMENT 6900 - 112th AVENUE S.E. CALGARY, AB T2C 4Z1 PHONE: (403) 235-5877 FAX: (403) 272-7749

GAS COMPRESSION

SOUR PROCESS FLOW DIAGRAM (<5% H2S)
 G3516 AFRC / ARIEL JGT/4-2 / AIR-X-HEMPHILL

CUSTOMER: TALISMAN ENERGY INC.
 LOCATION: GLACIER
 LSD: 16-15-76-13 W6M JOB#: 08-533

DWN	DATE	SCALE	DWG#	REV
CP	09-06-04	NTS	08-533-700	D

BIDELL EQUIPMENT
6900 - 112 AVE, SE
CALGARY, AB

JOB: 08-533
DATE: 16-Nov-09
REV: F

Talisman Energy Inc.
CAT G3516AFRC / Ariel JGT/4-1/2
SOUR PROCESS BILL OF MATERIALS

NO	REV	DESCRIPTION	QTY	PART NO.
1	0	ACTUATOR, PNEUMATIC, "GARZO" MODEL 501-12-315, 6" STROKE, 3-15 PSIG SIGNAL (QTY:2, C/W COOLER)	0	CLR-901
10	0	BLIND, SPECTACLE, 4"-600#RF, SA-516-70N	2	SBF-03G
11	0	BLIND, SPECTACLE, 4"-900#RF, SA-516-70N	1	SBF-04G
12	C	BLIND, SPECTACLE, 2"-900#RF, SA-516-70N	0	SBF-04D
13	0	BLIND, SPECTACLE, 1-1/2"-900#RF, SA-516-70N	1	SBF-04C
20	0	SWITCH, LEVEL, PNEUMATIC, 2"-NPT, "NORRISEAL" MODEL 1005P1-A696NNP, A696 BODY, HORIZONTAL 316SST FLOAT, 1500 PSIG MAWP, 15-50 PSIG SUPPLY	2	LLC-420
40	0	CONTROLLER, TEMP, "KIMRAY" MODEL HT-12, 1"-MNPT C/W 3-PORTS (VENTED)	2	CLR-909
55	0	FLANGE, HUB, 1-1/2"-600#RF x 1"-NPT, SA 105-N "NO COUNTERBORE"	2	BWF-H3C
56	0	FLANGE, THRD, 1 1/2"-900#RF, SA-105N "NO COUNTERBORE"	1	BWF-D4C
70	0	GAUGE, LEVEL, REFLEX, 1/2"-NPT, "PENBERTHY" MODEL 1RM9, 2025 PSIG @ 100°F, NACE MR-0175	2	LLG-119N
150	0	LEVEL CAGE, EXTERNAL, 4", MANUFACTURED AS PER BIDELL DWG# BES-509H.125, 1/8" C.A., P.W.H.T., S/N: 1609-G	1	VES-509H
151	0	LEVEL CAGE, EXTERNAL, 4", MANUFACTURED AS PER BIDELL DWG# BES-509H.125, 1/8" C.A., P.W.H.T., S/N: 1609-A	1	VES-509H
180	D	PLATE, ORIFICE, 4"-600#RF, 1/8" THK, 316LSS, 2.500" I.D. BORE, c/w STAMPED HANDLE	4	OP-13G
181	D	PLATE, ORIFICE, 4"-600#RF, 1/8" THK, 316LSS, 2.0625" I.D. BORE, c/w STAMPED HANDLE	4	OP-13G
182	0	PLATE, ORIFICE, 4"-900#RF, 1/8" THK, 316LSS, 2.125" I.D. BORE, c/w STAMPED HANDLE	2	OP-14G
183	0	PLATE, ORIFICE, 4"-900#RF, 1/8" THK, 316LSS, 1.875" I.D. BORE, c/w STAMPED HANDLE	2	OP-14G
184	D	PLATE, ORIFICE, 6"-600#RF, 1/8" THK, 316LSS, FULL BORE, c/w STAMPED HANDLE	1	OP-13J
185	0	PLATE, ORIFICE, 4"-300#RF, 1/8" THK, 316LSS, FULL BORE" I.D. BORE, c/w STAMPED HANDLE	1	OP-11G
186	0	PLATE, ORIFICE, 4"-600#RF, 1/8" THK, 316LSS, FULL BORE" I.D. BORE, c/w STAMPED HANDLE	1	OP-13G
187	0	PLATE, ORIFICE, 4"-900#RF, 1/8" THK, 316LSS, FULL BORE" I.D. BORE, c/w STAMPED HANDLE	1	OP-14G
200	0	POSITIONER, ELECTRO-PNEUMATIC, "SIEMENS" MODEL PS2, 4-20mA INPUT, 0-38 PSIG OUTPUT, NATURAL GAS CERTIFIED FITTING, 2 WIRE, c/w TAPPED EXHAUST, MOUNTING HARDWARE & REGULATOR, (C/W BOM ITEMS 470 & 471)	2	PNL-050

BIDELL EQUIPMENT
 6900 - 112 AVE, SE
 CALGARY, AB

JOB: 08-533
 DATE: 16-Nov-09
 REV: F

Talisman Energy Inc.
 CAT G3516AFRC / Ariel JGT/4-1/2
SOUR PROCESS BILL OF MATERIALS

NO	REV	DESCRIPTION	QTY	PART NO.
220	0	REGULATOR, 1/4"-FNPT, "FISHER" MODEL 67CFR, 250 PSIG MAWP, ALUMINUM BODY, 0-35 PSIG RANGE	4	PRV-000
221	0	REGULATOR, 1"-NPT, "FISHER" MODEL 627, 2000 PSIG MAWP, INLET MAX 1750 PSIG, 1/4" ORFICE, WCC STEEL BODY, SS TRIM, OUTLET 70-150 PSIG.	3	PRV-551
230	E	STRAINER, CONE, 6"-600#RF, SS PLATE, 316SS SIZE 40 MESH, 150% OPEN AREA, FITS SCH XH BORE	1	CST-130N
231	E	STRAINER, CONE, 4"-600#RF, SS PLATE, 316SS SIZE 40 MESH, 150% OPEN AREA, FITS SCH XH BORE	1	CST-130G
270	0	SWITCH, LEVEL, ELECTRIC, DIRECT ACTING, 2"-NPT, "NORRISEAL" MODEL 1001A-2SM60NERDF-AG, CS BODY, SPDT SWITCH CSA, XP, C/W 1-7/8" X 6" 316SS VERTICAL FLOAT RIGHT HAND MOUNT, NACE	1	LLS-310
271	0	SWITCH, LEVEL, ELECTRIC, DIRECT ACTING, 2"-NPT, "NORRISEAL" MODEL 1001A-2SM60NELDF-AG, CS BODY, SPDT SWITCH CSA, XP, C/W 1-7/8" X 6" 316SS VERTICAL FLOAT LEFT HAND MOUNT, NACE	1	LLS-311
320	0	THERMOCOUPLE, TYPE 'K', UNGROUNDED, 1/2"-NPT, 1/4" OD x 5 1/2" 316SS SHEATH, 10 FT SS ARMoured LEAD	1	TCP-K553
321	0	THERMOCOUPLE, TYPE 'K', UNGROUNDED, 1/2"-NPT, 1/4" OD x 7 1/2" 316SS SHEATH, 10 FT SS ARMoured LEAD	5	TCP-K753
330	0	THERMOWELL, STRAIGHT, 1/2"-NPT INSTRUMENTATION CONN, 1/2"-NPT PROCESS CONN, 4" INSERTION, 0.260" BORE, TO SUIT 6" NOMINAL STEM LENGTH, 316SS	4	TOW-655N
331	0	THERMOWELL, STRAIGHT, 1/2"-NPT INSTRUMENTATION CONN, 3/4"-NPT PROCESS CONN, 2-1/2" INSERTION, 0.260" BORE, TO SUIT 4" NOMINAL STEM LENGTH, 316SS	1	TOW-475N
332	0	THERMOWELL, STRAIGHT, 1/2"-NPT INSTRUMENTATION CONN, 3/4"-NPT PROCESS CONN, 4" INSERTION, 0.260" BORE, TO SUIT 6" NOMINAL STEM LENGTH, 316SS	1	TOW-680N
333	0	THERMOWELL, "KIMRAY" MODEL HCE, 1" MNPT x 1/2 FNPT" x 12" STEM, 316 SS	2	CLR-911
350	0	VALVE, SOLENOID, 3 WAY,24VDC, 1/4"-NPT,"ASCO" MODEL EF8320G202-24,115 PSID MAX, 3/32" ORIFICE, SS BODY, NC, (QTY:1, C/W PANEL)	0	SOL-002
370	0	TRANSMITTER, PRESSURE, 0-600 PSIG INPUT, 4-20 mA OUTPUT, "MURPHY" MODEL PXT-600, 316SS BODY, 316SS OR HASTELLOY C276 WETTED PARTS, UL/cUL CLASS 1 DIV 2, GROUPS A, B, C & D, NACE MR-0175, (QTY:1, C/W PANEL)	0	PT-PXT-600

BIDELL EQUIPMENT
 6900 - 112 AVE, SE
 CALGARY, AB

JOB: 08-533
 DATE: 16-Nov-09
 REV: F

Talisman Energy Inc.
 CAT G3516AFRC / Ariel JGT/4-1/2
SOUR PROCESS BILL OF MATERIALS

NO	REV	DESCRIPTION	QTY	PART NO.
371	0	TRANSMITTER, PRESSURE, 0-1000 PSIG INPUT, 4-20 mA OUTPUT, "MURPHY" MODEL PXT-1000, 316SS BODY, 316SS OR HASTELLOY C276 WETTED PARTS, UL/cUL CLASS 1 DIV 2, GROUPS A, B, C & D, NACE MR-0175, (QTY:1, C/W PANEL)	0	PT-PXT-1000
372	0	TRANSMITTER, PRESSURE, 0-2000 PSIG INPUT, 4-20 mA OUTPUT, "MURPHY" MODEL PXT-2000, 316SS BODY, 316SS OR HASTELLOY C276 WETTED PARTS, UL/cUL CLASS 1 DIV 2, GROUPS A, B, C & D, NACE MR-0175, (QTY:1, C/W PANEL)	0	PT-PXT-2000
400	0	VALVE, BALL, 1"-9/1500#RF, "NUTRON" MODEL T3-R10R15S, REG PORT, A105 BODY, SOUR TRIM, 3-PIECE FLOATING, NACE MR-0175	1	BVF-109RN
401	0	VALVE, BALL, 2"-1500#RF, "NUTRON" MODEL T3-R20R15S, REG PORT, A105 BODY, SOUR TRIM, 3-PIECE FLOATING, NACE MR-0175	1	BVF-209RN
410	0	VALVE, BALL, 1/4"-NPT, "M.A. STEWART" MODEL G2, 2000# WOG, FULL PORT, 316SS BODY, PTFE SEALS, LOCKING HANDLE	4	BVSA-022FS
411	F	VALVE, BALL, 1"-NPT, "NUTRON" MODEL T3-R10S30S, 3000# WOG, REG PORT, A105 BODY, 3-PIECE, NACE MR-0175, LOCKING HANDLE	10	BVS-103RN
412	A	VALVE, BALL, 1-1/2"-NPT, "NUTRON" MODEL T3-F15S30B, 3000# WOG, FULL PORT, A105 BODY, STD TRIM, 3-PIECE, LOCKING HANDLE	1	BVS-153F
440	F	VALVE, CHECK, PISTON, NON SLAM, 4"-900#RF, "VALTEK" MODEL MK4, NACE COMPLIANT	1	PCN-409N
450	0	VALVE, CHECK, SWING, 1"-NPT, "NAVCO" MODEL CS-R10S08A12, CLASS 800, A105 BODY, F316SS & HARD FACED SEATS, NACE MR-0175	3	SCS-102N
470	B	VALVE, CONTROL, 4" 300-600# RF, DYNA-FLO MODEL 570-4-BLC-PNT, 4" PORT SIZE, 0-33 PSIG SIGNAL, MAX 1500 PSIG SHUTOFF, STANDARD NACE SERVICE BODY AND TRIM, SIZE DFR-070 ACTUATOR, FAIL CLOSED, RH MOUNT, STYLE B, POSITION 2	1	PCV-G41142N
471	D	VALVE, CONTROL, 2" 900/1500# RF, "DYNA-FLO" MODEL DF2000-2DF-1DE-S1, 1 1/4" PORT SIZE, 6-30 PSIG SIGNAL, MAX 2090 PSIG SHUTOFF, STANDARD NACE SERVICE BODY & TRIM, SIZE DFO-2156 ACTUATOR, FAIL OPEN (REFER TO VENDOR 09-09-03 EMAIL QUOTE)	1	PCV-D61101N
472	B	VALVE, CONTROL, 1" 900/1500# RF, DYNA-FLO MODEL DF2410-1O1-DF-4B, 1/2" PORT, 6-30 PSIG SIGNAL, MAX 3750 PSIG SHUTOFF, STANDARD NACE SERVICE BODY & TRIM, FAIL OPEN	1	PCV-438N

BIDELL EQUIPMENT
 6900 - 112 AVE, SE
 CALGARY, AB


JOB: 08-533
 DATE: 16-Nov-09
 REV: F

Talisman Energy Inc.
 CAT G3516AFRC / Ariel JGT/4-1/2
SOUR PROCESS BILL OF MATERIALS

NO	REV	DESCRIPTION	QTY	PART NO.
500	B	VALVE, CONTROL, 1"-NPT 900#, "DYNA-FLO" MODEL DF100-GC6-6DN-12S, 1/2" PORT SIZE, 0-35 PSIG SIGNAL, MAX 1480 PSIG SHUTOFF, STANDARD NACE SERVICE BODY & TRIM, FAIL CLOSED	2	PCV-002
530	0	VALVE SET, GAUGE, 3/4"-NPT, "PENBERTHY" MODEL 330J-NQ, 4000 PSIG @ 100°F, A105 BODY, OFFSET DESIGN, c/w BALL CHECK, NACE MR-0175	2	LLG-190N
551	0	VALVE, NEEDLE, 3/4"-MNPT x 1/2"-FNPT, "WGI" MODEL WN1437P, 6000 PSIG MAWP, 316SS BODY, 316SS STEM, PTFE PACKING	3	NVSA-076MN
570	D	VALVE, PRESSURE RELIEF, 2" 600#RF x 3" 150#RF, PILOT "MERCER" MODEL 95-53G1357NS/S-2C00013N, NACE SERVICE BODY AND TRIM, "G" ORIFICE, SET PRESSURE = 1135 PSIG @ 350°F S/N: 539772	1	PSV-20413011GPN
571	D	VALVE, PRESSURE RELIEF, 1-1/2" 900#RF x 3" 300#RF, "MERCER" MODEL 95-75G1357NS/S-2C00013N, NACE SERVICE BODY AND TRIM, "G" ORIFICE, SET PRESSURE = 1135 PSIG @ 350°F S/N: 539771	1	PSV-15513021GPN

ISSUING RECORDS:

REV.	ISSUED FOR	DATE	BY
0	CONSTRUCTION	05-Jun-09	DR
A	REVISED ITEM #412	24-Jun-09	DR
B	REVISED ITEM #470, #471, #472, & DESCRIPTION ON #500	29-Jun-09	DR
C	REMOVED ITEM #12	17-Jul-09	DR
D	SOLD TO TALISMAN	10/09/2009	LS
E	REVISED ITEM #230, #231	26/10/2009	DR
F	AS-BUILT	16/11/2009	DR



THIS DRAWING IS SOLE PROPERTY OF BIDELE EQUIPMENT AND SHALL NOT BE REPRODUCED, COPIED, LENT, ALTERED NOR USED FOR ANY PURPOSE OTHER THAN WHICH IT IS FURNISHED EXCEPT WITH THE WRITTEN PERMISSION OF BIDELE EQUIPMENT

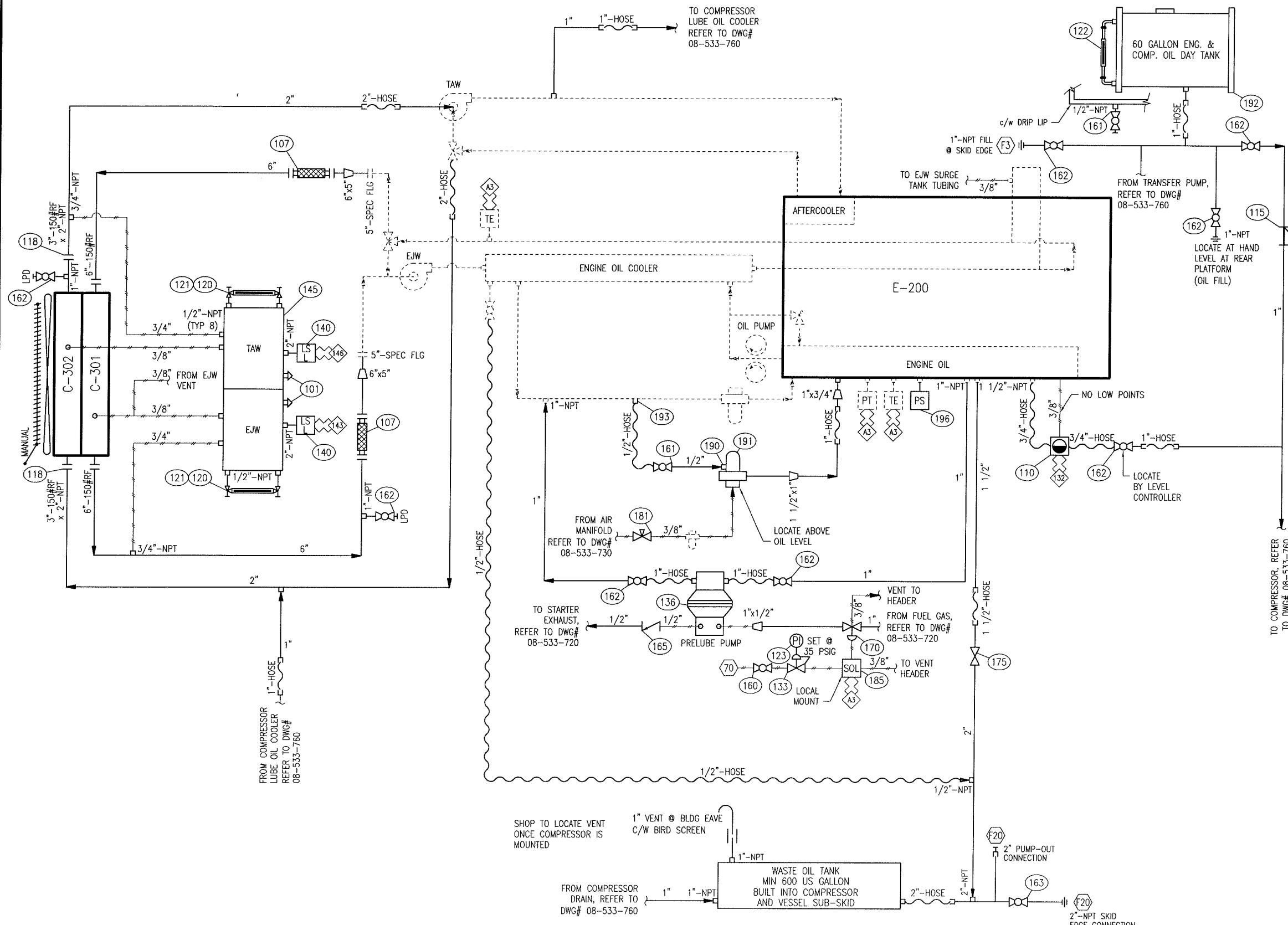
C-301 EJW COOLER SECTION
 DESIGN PRESSURE = 14 PSIG @ 300°F
 S/N: 86618B.1

C-302 AUX COOLER SECTION
 DESIGN PRESSURE = 14 PSIG @ 300°F
 S/N: 86618B.2

E-200 ENGINE
 CATERPILLAR G3516 AFRC

BILL OF MATERIALS

MK	QTY	PART NUMBER	DESCRIPTION
101	2	TNK-306	CAP ASSEMBLY, PRESSURE, SET @ 7 PSIG
107	2	HOS-7618	HOSE, FLEX, 6"-150#RF X 18" LG, T316SS OVERBRAID HOSE, SA-105N FLGS
110	1	LLC-520	CONTROLLER/SWITCH, LEVEL, OIL, 1/2"-NPT INLET, 3/4"-NPT OUTLET, "KENCO" MODEL KLCM-9, IS, 2-15 FT STATIC PRESSURE
115	1	YSS-210	STRAINER, Y, 1"-NPT, "COLTEN" MODEL 250YTIG, 250 PSIG @ 400°F, CAST IRON BODY, 100 MESH, 304SS SCREEN, FIBRE GASKET
118	2	BWF-HOF	FLANGE, HUB, 3"-150#RF X 2"-NPT, SA-105N
120	2	TNK-200	GAUGE COCKS, TUBULAR, BRASS, c/w ROUND BAR PROTECTOR
121	2	TNK-293	GAUGE GLASS, LEVEL, TUBULAR, 5/8" OD, "PYREX" REDLINE
122	1	TNK-217	GAUGE, LEVEL, 9" NOM LG, ALUMINUM FRAME, HSN SEALS
123	1	PI-20-0060	INDICATOR, PRESS, "WGI" MODEL WJ2046, 0-60 PSIG, 2" DIAL, 1/4"-NPT, BRASS TUBE & SOCKET, BACK CONN, DUAL SCALE
133	1	PRV-000	REGULATOR, 1/4"-FNPT, "FISHER" MODEL 67CFR, 250 PSIG MAWP, ALUMINUM BODY, 0-35 PSIG RANGE
136	1	PMP-830	PUMP, DIAPHRAGM, 1"-FNPT IN x OUT (LIQUID), 1/4"-FNPT IN x 3/4"-FNPT OUT (GAS), "YAMADA" MODEL NDP-20BAN-1S, 28 USGPM, SIDE PORTED, ALUMINUM BODY, BUNA N DIAPHRAGM, 100 PSIG MAX SUPPLY
140	2	LLS-320	SWITCH, LEVEL, ELECTRIC, 2"-NPT, "NORRISAL" MODEL 1005E-A696BVS, SPDT, A696 BODY, HORIZONTAL 316SST FLOAT, 1500 PSIG MAWP @ 220° F, STD. SERVICE
145	1	TNK-011	TANK, SURGE, 2 COMPARTMENT, 12"x12"x90" LG, REFER TO STD DWG SRG-TNK-2C
160	1	BVSA-022FS	VALVE, BALL, 1/4"-NPT, "M.A. STEWART" MODEL G2, 2000# WOG, FULL PORT, 316SS BODY, PTFE SEALS, LOCKING HANDLE
161	2	BVSA-052FS	VALVE, BALL, 1/2"-NPT, "M.A. STEWART" MODEL G2, 2000# WOG, FULL PORT, 316SS BODY, PTFE SEALS, LOCKING HANDLE
162	8	BVSA-102FS	VALVE, BALL, 1"-NPT, "M.A. STEWART" MODEL G2, 2000# WOG, FULL PORT, 316SS BODY, PTFE SEALS, LOCKING HANDLE
163	1	BVSA-202FS	VALVE, BALL, 2"-NPT, "M.A. STEWART" MODEL G2, 2000# WOG, FULL PORT, 316SS BODY, PTFE SEALS, LOCKING HANDLE
165	1	SCS-052	VALVE, CHECK, SWING, 1/2"-NPT, "NAVCO" MODEL CS-R05S08AB, CLASS 800, A105 BODY, F6a & HARDFACED SEATS
170	1	XXX-205	VALVE, CONTROL, 1"-NPT, "FISHER" MODEL 119, 150 PSIG MAWP, 9/16" ORIFICE, CI BODY, ALUMINUM TRIM, 6-30 PSIG RANGE
175	1	GTS-152	VALVE, GATE, 1 1/2"-NPT, "NAVCO" MODEL GA-R15S08AB, CLASS 800, A105 BODY, F6a & HARDFACED SEATS
181	1	NVSA-056F	VALVE, NEEDLE, 1/2"x1/2"-FNPT, "WGI" MODEL WN1614P, 6000 PSIG MAWP, ZINC PLATED A105 CS BODY, 316SS STEM, PTFE PACKING
185	1	SOL-002	VALVE, SOLENOID, 3 WAY, 24VDC, 1/4"-NPT, "ASCO" MODEL EF8320G202-24, 115 PSID MAX, 3/32" ORIFICE, SS BODY, NC
190	1	ENG-506	FITTING FOR OIL SPINNER, P/N: 2216-8-10S, 7/8" UNF, SAE "O" RING
191	1	ENG-505	CENTRIFUGE, 10-SAE J514 ORB IN X 1 1/2"-FNPT OUT, "SPINNER II" MODEL 200 HD-LCB, 4 USGPM @ 60 PSIG, c/w LEVEL CONTROL BASE & FILTER
192	1	HYD-TANK-60	TANK, HYDRAULIC STORAGE, 60 US GALLON, "VESCOR" MODEL: 10060, RECTANGULAR, c/w FILL-CAP, VENT, AND LEVEL GAUGE
193	1	ENG-507	ADAPTER, 1/2" FEMALE NPT X 1/2" MALE SAE O-RING BOSS
196	1	CAT-150-1240	SWITCH, PRESSURE, ENGINE PRE-LUBE, "CATERPILLAR" MODEL 150-1240



- ELECTRICAL TERMINATIONS**
- A3 CATERPILLAR ADEM A3
 - 143 ENGINE JACKET WATER LEVEL SHUTDOWN
 - 146 ENGINE TURBO WATER LEVEL SHUTDOWN
- PNEUMATIC TERMINATIONS**
- 70 INSTRUMENT GAS

AS BUILT

SIGNED: *[Signature]* DATE: NOV 17 2009

REV	DATE	BY	APPR	DESCRIPTION
C	09-11-17	CA	DR	AS BUILT
B	09-09-09	NP	LS	SOLD TO TALISMAN
A	09-06-22	CP	DR	GENERAL REVISIONS
O	09-06-08	CP	DR	ISSUED FOR CONSTRUCTION

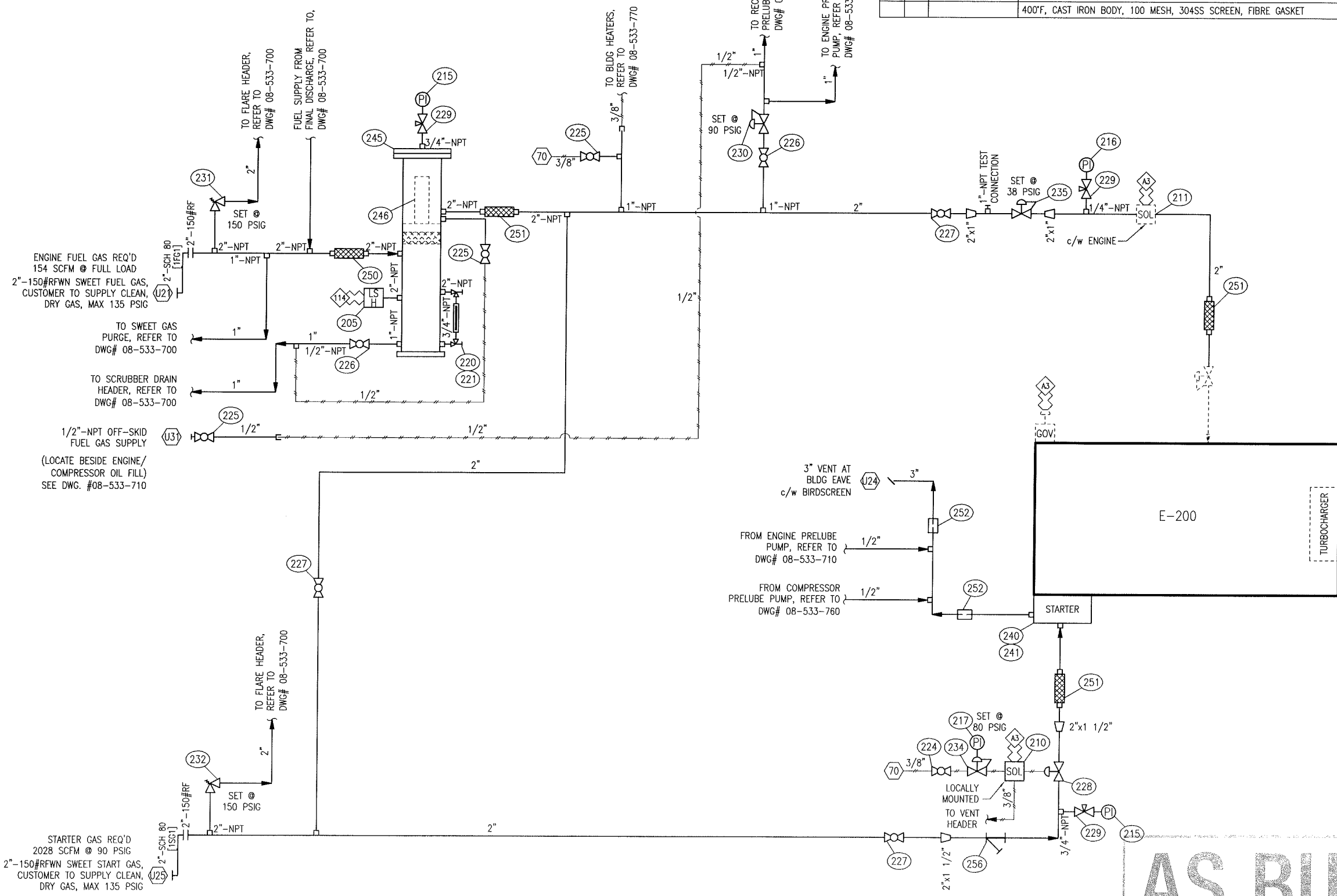
BIDELE EQUIPMENT				6900 - 112th AVENUE S.E. CALGARY, AB T2C 4Z1 PHONE: (403) 235-5877 FAX: (403) 272-7749
GAS COMPRESSION				ENGINE OIL & COOLING UTILITY FLOW DIAGRAM CATERPILLAR G3516 AFRC
CUSTOMER: TALISMAN ENERGY INC.				LOCATION: GLACIER
LSD: 16-15-76-13 W6M		JOB#: 08-533		
DWN	DATE	SCALE	DWG#	REV
CP	09-06-04	NTS	08-533-710	C

THIS DRAWING IS SOLE PROPERTY OF BIDELE EQUIPMENT AND SHALL NOT BE REPRODUCED, COPIED, LENT, ALTERED NOR USED FOR ANY PURPOSE OTHER THAN WHICH IT IS FURNISHED EXCEPT WITH THE WRITTEN PERMISSION OF BIDELE EQUIPMENT

E-200 ENGINE
CATERPILLAR 3516 AFRC

MK	QTY	PART NUMBER	DESCRIPTION
246	0	BEP-FG-324-OP	FILTER, GAS, "PECO" MODEL FG-324-OP, REVERSE FLOW (QTY:1 c/w VESSEL)
250	1	HOS-7028	HOSE FLEX, 2"-MNPT X 8" LG, SS CORRUGATED, T304SS OVERBRAID
			HOSE, C/W SCH 80 THREADED ENDS, 420 PSIG MAWP @ 70' F, C/W HEX NUT C/S ENDS
251	3	HOS-7020	HOSE, FLEX, 2"-MNPT X 12" LG, SS CORRUGATED, SS OVERBRAID C/W SCH 80 THREADED ENDS, 304 PSIG MAWP @ 70' F
252	2	HOS-6030	CONNECTOR, FLEX, 3" NOM DIA, "AEROQUIP"
256	1	YSS-215	STRAINER, Y, 1-1/2"-NPT, "COLTEN" MODEL 250YTIG, 250 PSIG @ 400'F, CAST IRON BODY, 100 MESH, 304SS SCREEN, FIBRE GASKET

MK	QTY	PART NUMBER	DESCRIPTION
205	1	LLS-320	SWITCH, LEVEL, ELECTRIC, 2"-NPT, "NORRISAL" MODEL 1005E-A696BVS, SPDT, A696 BODY, HORIZONTAL 316SST FLOAT, 1500 PSIG MAWP @ 220' F, STD. SERVICE
210	1	SOL-004	VALVE, SOLENOID, 3 WAY, 24VDC, 1/4"-NPT, "ASCO" MODEL EF8320G231-24, 160 PSID MAX, 1/16" ORIFICE, SS BODY, NC
211	0	SOL-005	VALVE, SOLENOID, 2 WAY, 24VDC, 2"-NPT, "ASCO" MODEL EFHTX8215B08017676, 15 PSID MAX, 2-3/32" ORIFICE, ALUMINUM BODY, NBR SEALS, DIAPHRAGMS & DISC, 305SS CORE TUBE, PTFE RIDER RINGS (QTY:1 c/w ENGINE)
215	2	PI-25-0200	INDICATOR, PRESS, "WGI" MODEL WJ7854P, 0-200 PSIG, 2 1/2" DIAL, 1/4"-NPT BOTTOM CONNECTION, 316LSS TUBE & SOCKET, DUAL SCALE, LF
216	1	PI-25-0060	INDICATOR, PRESS, "WGI" MODEL WJ7846P, 0-60 PSIG, 2 1/2" DIAL, 1/4"-NPT BOTTOM CONNECTION, 316LSS TUBE & SOCKET, DUAL SCALE, LF
217	1	PI-20-0100	INDICATOR, PRESS, "WGI" MODEL WJ2048, 0-100 PSIG, 2" DIAL, 1/4"-NPT, BRASS TUBE & SOCKET, BACK CONN, DUAL SCALE
220	1	LLG-119	GAUGE, LEVEL, REFLEX, 1/2"-NPT, "PENBERTHY" MODEL 1RM9, 2250 PSIG @ 100'F
221	1	LLG-190	VALVE SET, GAUGE, 3/4"-NPT, "PENBERTHY" MODEL 330J, 4000 PSIG @ 100'F, A105 BODY, OFFSET DESIGN, c/w BALL CHECK
224	1	BVSA-022FS	VALVE, BALL, 1/4"-NPT, "M.A. STEWART" MODEL G2, 2000# WOG, FULL PORT, 316SS BODY, PTFE SEALS, LOCKING HANDLE
225	3	BVSA-052FS	VALVE, BALL, 1/2"-NPT, "M.A. STEWART" MODEL G2, 2000# WOG, FULL PORT, 316SS BODY, PTFE SEALS, LOCKING HANDLE
226	2	BVSA-102FS	VALVE, BALL, 1"-NPT, "M.A. STEWART" MODEL G2, 2000# WOG, FULL PORT, 316SS BODY, PTFE SEALS, LOCKING HANDLE
227	3	BVSA-202FS	VALVE, BALL, 2"-NPT, "M.A. STEWART" MODEL G2, 2000# WOG, FULL PORT, 316SS BODY, PTFE SEALS, LOCKING HANDLE
228	1	FSV-110	VALVE, FUEL, RELAY, QUICK OPEN, 1 1/2"-NPT, "TDI" MODEL RLVA25683-001-2-21, 450 PSIG MAWP, ALUMINUM BODY, 1/4"-NPT VENT
229	4	NVSA-026F	VALVE, NEEDLE, 1/4"x1/4"-FNPT, "WGI" MODEL WN1612P, 6000 PSIG MAWP, ZINC PLATED A105 CS BODY, 316SS STEM, PTFE PACKING
230	1	PRV-499	REGULATOR, 1"-NPT, "FISHER" MODEL 627, 1000 PSIG MAWP, MAXIMUM OUTLET PRESSURE OF 1000 PSIG, 1/2" ORIFICE, DI BODY, ALUMINUM TRIM, 70-150 PSIG RANGE
231	1	PSV-20002000GC	VALVE, PRESSURE RELIEF, 2" MNPT x 2"FNPT, MERCER MODEL 8100, STANDARD SWEET SERVICE BODY AND TRIM, "G" ORIFICE, SET PRESSURE = 150 PSIG @ 70'F, S/N: 511962
232	1	PSV-20002000HC	VALVE, PRESSURE RELIEF, 2" MNPT x 2"FNPT, MERCER MODEL 9100, STANDARD SWEET SERVICE BODY AND TRIM, "H" ORIFICE, SET PRESSURE = 150 PSIG @ 70'F, S/N: C003296
234	1	PRV-001	REGULATOR, 1/4"-FNPT, "FISHER" MODEL 67CFR, 250 PSIG MAWP, ALUMINUM BODY, 0-125 PSIG RANGE
235	1	PRV-498	REGULATOR, 1"-NPT, "FISHER" MODEL 627, 1000 PSIG MAWP, MAXIMUM OUTLET PRESSURE OF 1000 PSIG, 1/2" ORIFICE, DI BODY, ALUMINUM TRIM, 35-80 PSIG RANGE
240	1	ENG-304	STARTER, AIR/GAS, INERTIA ENGAGEMENT, "TDI" MODEL T121-60001-B1R, 2" NPT INLET x 3" OUTLET, 90-40 PSIG RANGE, 12T-6/8 PINION, DUAL TURBINE, MAX TORQUE @ ZERO RPM, PROOF PRESSURE 450 PSIG
241	1	ENG-334	ADAPTER, STARTER OUTLET, 3" 90'F BW ELBOW, "TDI"
245	1	VES-530C-8U	SEPARATOR, FUEL GAS, 8 5/8" OD X 5'-3" S/S, 230 PSIG @ 300'F, REFER TO DWG BES-530C-8, S/N: 09-1597-A



ELECTRICAL TERMINATIONS	
A3	CATERPILLAR ADEM A3
114	FUEL GAS SEPARATOR LEVEL SHUTDOWN
PNEUMATIC TERMINATIONS	
70	INSTRUMENT GAS

AS BUILT

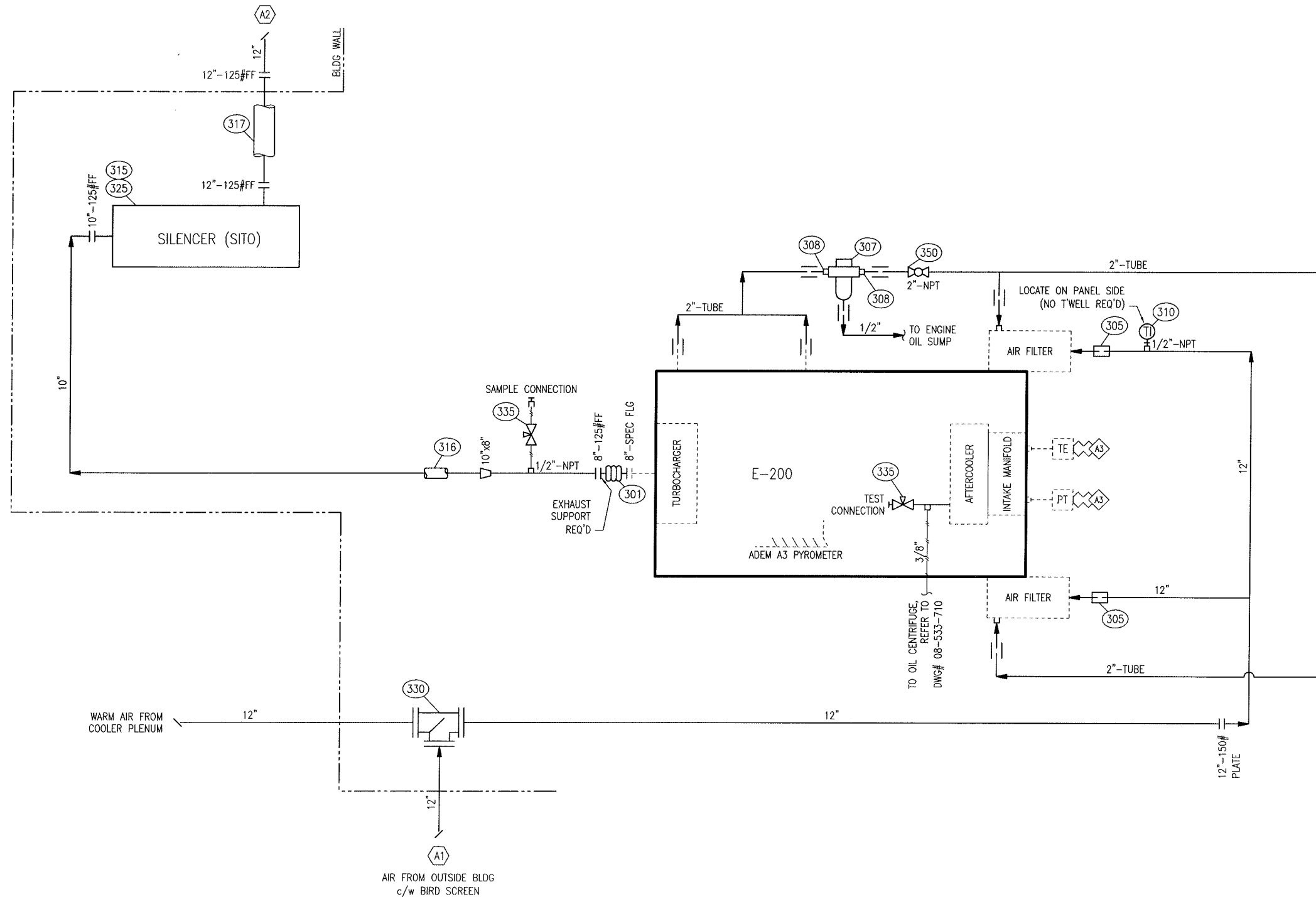
SIGNED: *[Signature]* DATE: NOV 17 2009

REV	DATE	BY	APPR	DESCRIPTION
B	09-11-17	CA	DR	AS BUILT
A	09-09-09	NP	LS	SOLD TO TALISMAN
O	09-06-08	CP	DR	ISSUED FOR CONSTRUCTION

REVISIONS	
BIDELL EQUIPMENT	
GAS COMPRESSION	
ENGINE FUEL & START GAS UTILITY FLOW DIAGRAM	
CATERPILLAR 3516 AFRC	
CUSTOMER: TALISMAN ENERGY INC.	
LOCATION: GLACIER	
LSD:	16-15-76-13 W6M
JOB#:	08-533
DWN	09-06-04
SCALE	NTS
DWG#	08-533-720
REV	B

THIS DRAWING IS SOLE PROPERTY OF BIDE LL EQUIPMENT AND SHALL NOT BE REPRODUCED, COPIED, LENT, ALTERED NOR USED FOR ANY PURPOSE OTHER THAN WHICH IT IS FURNISHED EXCEPT WITH THE WRITTEN PERMISSION OF BIDE LL EQUIPMENT

E-200 ENGINE
CATERPILLAR G3516 AFRC



BILL OF MATERIALS			
MK	QTY	PART NUMBER	DESCRIPTION
301	1	EXP-082	CONNECTION, FLEX, 8"-SPECIAL CAT x 8"-125#FF, 12" LG, SS
			BELLOWS, CS PLATE FLANGES
305	2	HOS-8000	CONNECTOR, HOSE, NEOPRENE, 1/8" THK, c/w HOSE CLAMPS
307	1	FLT-8000	FILTER, CRANKCASE, "RACOR" MODEL CCV8000, 800-1600 HP 40 CFM, -40-240°F, 1-7/8" CONNECTIONS, C/W CCV55222-06 / CCV55222-08
			FILTER ELEMENT
308	2	HOS-5206	FITTING, HOSE, 1 1/2" MNPT x 2" HOSE, "DIXON" MODEL STC2520
310	1	TI-36-160	INDICATOR, TEMP, "WGI" MODEL WL31302, -40 TO 160° F, 3" DIAL, DUAL SCALE, 1/2"-NPT BACK CONNECTION, 1/4" OD x 6" INSERTION, 304SS
315	1	EXH-BLKT-HP1012SITO	INSULATION, EXHAUST, 2" THICK, TO SUIT SILEX MODEL HPSCO-10-SITO-BB-SMI-C -B-S
316	1	EXH-BLKT-10LR90	INSULATION, EXHAUST, 2" THICK, TO SUIT 10" X 90' LONG RADIUS ELBOW 15" LG. ON EACH SIDE.
317	1	EXH-BLKT-1012	INSULATION, EXHAUST, 2" THICK, TO SUIT EXHAUST STACK, 10"OD X 12"OAL
325	1	EXH-HPSCO-10-SITO	SILENCER, DISK TYPE, SUPER CRITICAL, COLD, "SILEX" MODEL HPSCO-10-SITO-BB-SMI-C-B-S, 10" SIDE IN/TOP OUT, INLET 10" FLANGE, OUTLET 12" FLANGE, STANDARD MOUNTED INLET, BRACKETS AT BOTTOM, CARBON STEEL, BLACK PAINT
330	1	AIR-BOX12	BIDE LL FABRICATED AIR-INTAKE MIXING BOX. 12" X 10GA. TUBE C/W (3) 12" X 1/4"THK PLATE FLANGE SA-36, INCLUDES BRACKETS, CONTROL ARM AND HARDWARE
335	2	NVSA-026F	VALVE, NEEDLE, 1/4"x1/4"-FNPT, "WGI" MODEL WN1612P, 6000 PSIG MAWP, ZINC PLATED A105 CS BODY, 316SS STEM, PTFE PACKING
350	0	BVS-B200F	VALVE, BALL, 2"-NPT, 600# WOG, FULL PORT, BRONZE BODY (QTY:1, c/w ENGINE)

AS BUILT
SIGNED: *[Signature]* DATE: NOV 17 2009

REV	DATE	BY	APPR	DESCRIPTION
C	09-11-17	CA	DR	AS BUILT
B	09-09-09	NP	LS	SOLD TO TALISMAN
A	09-06-22	CP	DR	GENERAL REVISIONS
O	09-06-08	CP	DR	ISSUED FOR CONSTRUCTION

REVISIONS

BIDE LL EQUIPMENT 6900 - 112th AVENUE S.E. CALGARY, AB T2C 4Z1
PHONE: (403) 235-5877 FAX: (403) 272-7749

GAS COMPRESSION

ENGINE AIR & EXHAUST UTILITY FLOW DIAGRAM
CATERPILLAR G3516 AFRC

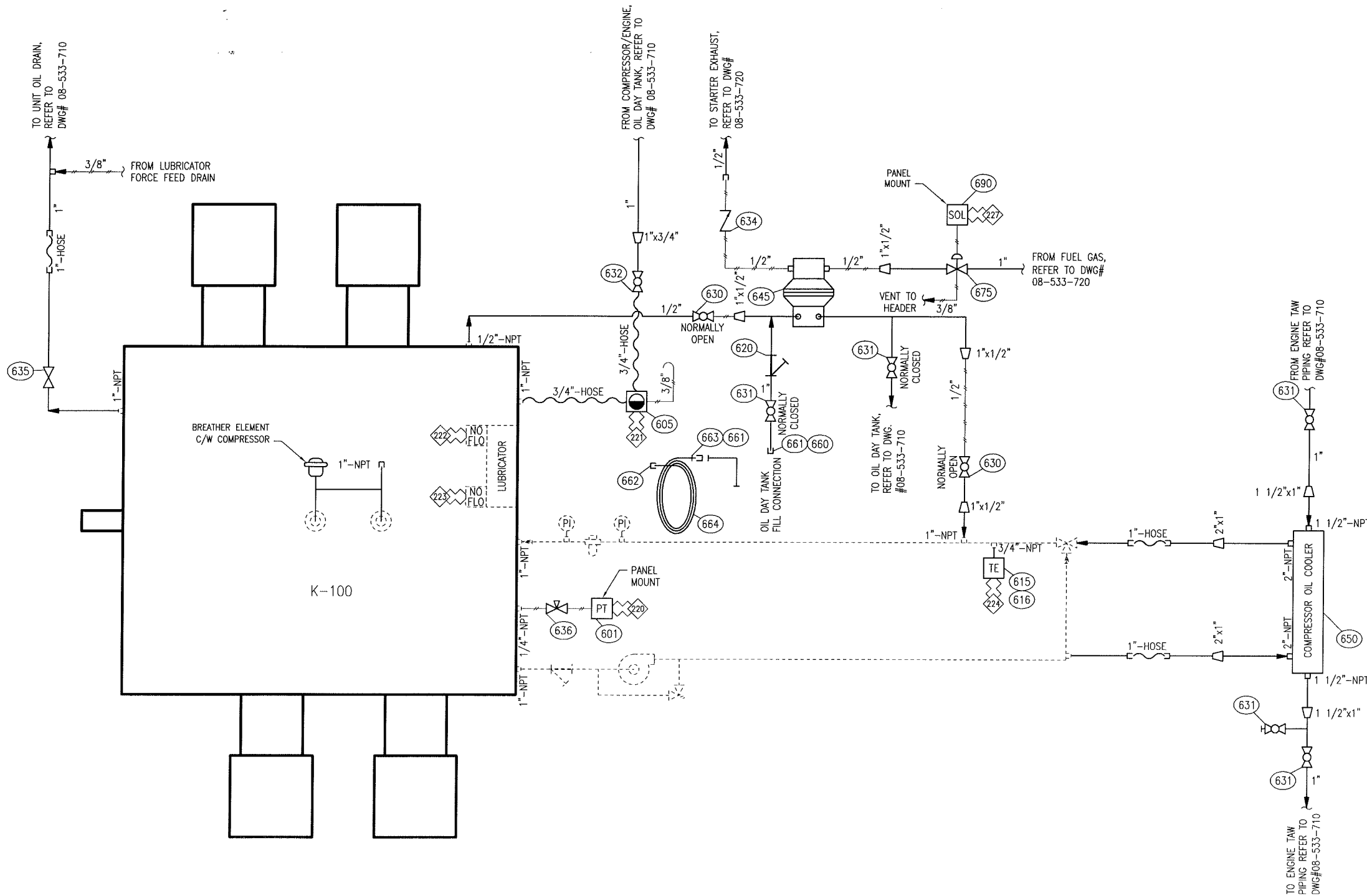
CUSTOMER: TALISMAN ENERGY INC.
LOCATION: GLACIER
LSD: 16-15-76-13 W6M JOB#: 08-533

DWN	DATE	SCALE	DWG#	REV
CP	09-06-04	NTS	08-533-730	C

ELECTRICAL TERMINATIONS
A3 CATERPILLAR ADEM A3

THIS DRAWING IS SOLE PROPERTY OF BIDELE EQUIPMENT AND SHALL NOT BE REPRODUCED, COPIED, LENT, ALTERED NOR USED FOR ANY PURPOSE OTHER THAN WHICH IT IS FURNISHED EXCEPT WITH THE WRITTEN PERMISSION OF BIDELE EQUIPMENT

K-100 COMPRESSOR
ARIEL JGT/4



BILL OF MATERIALS			
MK	QTY	PART NUMBER	DESCRIPTION
601	0	PT-PXT-200	TRANSMITTER, PRESSURE, 0-200 PSIG INPUT, 4-20 mA OUTPUT, "MURPHY" MODEL PXT-200, 316SS BODY, 316SS OR HASTELLOY C276 WETTED PARTS, UL/CUL CLASS 1 DIV 2, GROUPS A, B, C & D, NACE MR-0175 (QTY:1, c/w PANEL)
605	1	LLC-520	CONTROLLER/SWITCH, LEVEL, OIL, 1/2"-NPT INLET, 3/4"-NPT OUTLET, "KENCO" MODEL KLCM-9, IS, 2-15 FT STATIC PRESSURE
615	1	TCP-K403	THERMOCOUPLE, TYPE 'K', UNGROUNDED, 1/2"-NPT, 1/4" OD x 4" 316SS SHEATH, 10 FT SS ARMORED LEAD
616	1	TOW-275N	THERMOWELL, STRAIGHT, "WGI", 3/4"x1/2"x2 1/2" STEM, 316LSS
620	1	YSS-210	STRAINER, Y, 1"-NPT, "COLTON" MODEL 250YTIG, 250 PSIG @ 400°F, CAST IRON BODY, 100 MESH, 304SS SCREEN, FIBRE GASKET
630	2	BVSA-052FS	VALVE, BALL, 1/2"-NPT, "M.A. STEWART" MODEL G2, 2000# WOG, FULL PORT, 316SS BODY, PTFE SEALS, LOCKING HANDLE
631	5	BVSA-102FS	VALVE, BALL, 1"-NPT, "M.A. STEWART" MODEL G2, 2000# WOG, FULL PORT, 316SS BODY, PTFE SEALS, LOCKING HANDLE
632	1	BVSA-072FS	VALVE, BALL, 3/4"-NPT, "M.A. STEWART" MODEL G2, 2000# WOG, FULL PORT, 316SS BODY, PTFE SEALS, LOCKING HANDLE
634	1	SCS-052	VALVE, CHECK, SWING, 1/2"-NPT, "NAVCO" MODEL CS-R05S08AB, CLASS 800, A105 BODY, F6a & HARD FACED SEATS
635	1	GTS-102	VALVE, GATE, 1"-NPT, "NAVCO" MODEL GA-R10S08AB, CLASS 800, A105 BODY, F6a & HARD FACED SEATS
636	1	NVSA-026F	VALVE, NEEDLE, 1/4"x1/4"-FNPT, "WGI" MODEL WN1612P, 6000 PSIG MAWP, ZINC PLATED A105 CS BODY, 316SS STEM, PTFE PACKING
645	1	PMP-830	PUMP, DIAPHRAGM, 1"-FNPT IN x OUT (LIQUID), 1/4"-FNPT IN x 3/4"-FNPT OUT (GAS), "YAMADA" MODEL NDP-20BAN-1S, 28 USGPM, SIDE PORTED, ALUMINUM BODY, BUNA N DIAPHRAGM, 100 PSIG MAX SUPPLY
650	1	COM-205	COOLER, COMPRESSOR OIL, 2"-NPT SHELL SIDE, 1 1/2"-NPT TUBE SIDE, "THERMAL TRANSFER" MODEL EK-1024-0
660	1	HOS-5004	FITTING, HOSE, 1"-MNPT x 1" MALE CAMLOCK, "EAGLE" MODEL EAAL-100F
661	2	HOS-5002	FITTING, HOSE, 1" FEMALE CAMLOCK DUST CAP, "EAGLE" MODEL EAAL-100DC
662	1	HOS-5005	FITTING, HOSE, 1" SHANK x 1" FEMALE CAMLOCK, "EAGLE" MODEL EAAL-100C
663	1	HOS-5003	FITTING, HOSE, 1" SHANK x 1" MALE CAMLOCK, "EAGLE" MODEL EAAL-100E
664	30	HOS-5001	HOSE, PETROLEUM, "GOODYEAR" MODEL AGF-100, 1"
675	1	XXX-205	VALVE, CONTROL, 1"-NPT, "FISHER" MODEL 119, 150 PSIG MAWP, 9/16" ORIFICE, CI BODY, ALUMINUM TRIM, 6-30 PSIG RANGE
690	0	SOL-002	VALVE, SOLENOID, 3 WAY, 24VDC, 1/4"-NPT, "ASCO" MODEL EF8320G202-24, 115 PSID MAX, 3/32" ORIFICE, SS BODY, NC, (QTY:1, c/w PANEL)

AS BUILT
SIGNED: [Signature] DATE: NOV 17 2009

REV	DATE	BY	APPR	DESCRIPTION
B	09-11-17	CA	DR	AS BUILT
A	09-09-09	NP	LS	SOLD TO TALISMAN
O	09-06-08	CP	DR	ISSUED FOR CONSTRUCTION

REVISIONS

BIDELE EQUIPMENT 6900 - 112th AVENUE S.E. CALGARY, AB T2C 4Z1
PHONE: (403) 235-5877 FAX: (403) 272-7749

GAS COMPRESSION

SOUR COMPRESSOR UTILITY FLOW DIAGRAM (<5% H2S)
ARIEL JGT/4-2

CUSTOMER: TALISMAN ENERGY INC.
LOCATION: GLACIER
LSD: 16-15-76-13 W6M JOB#: 08-533

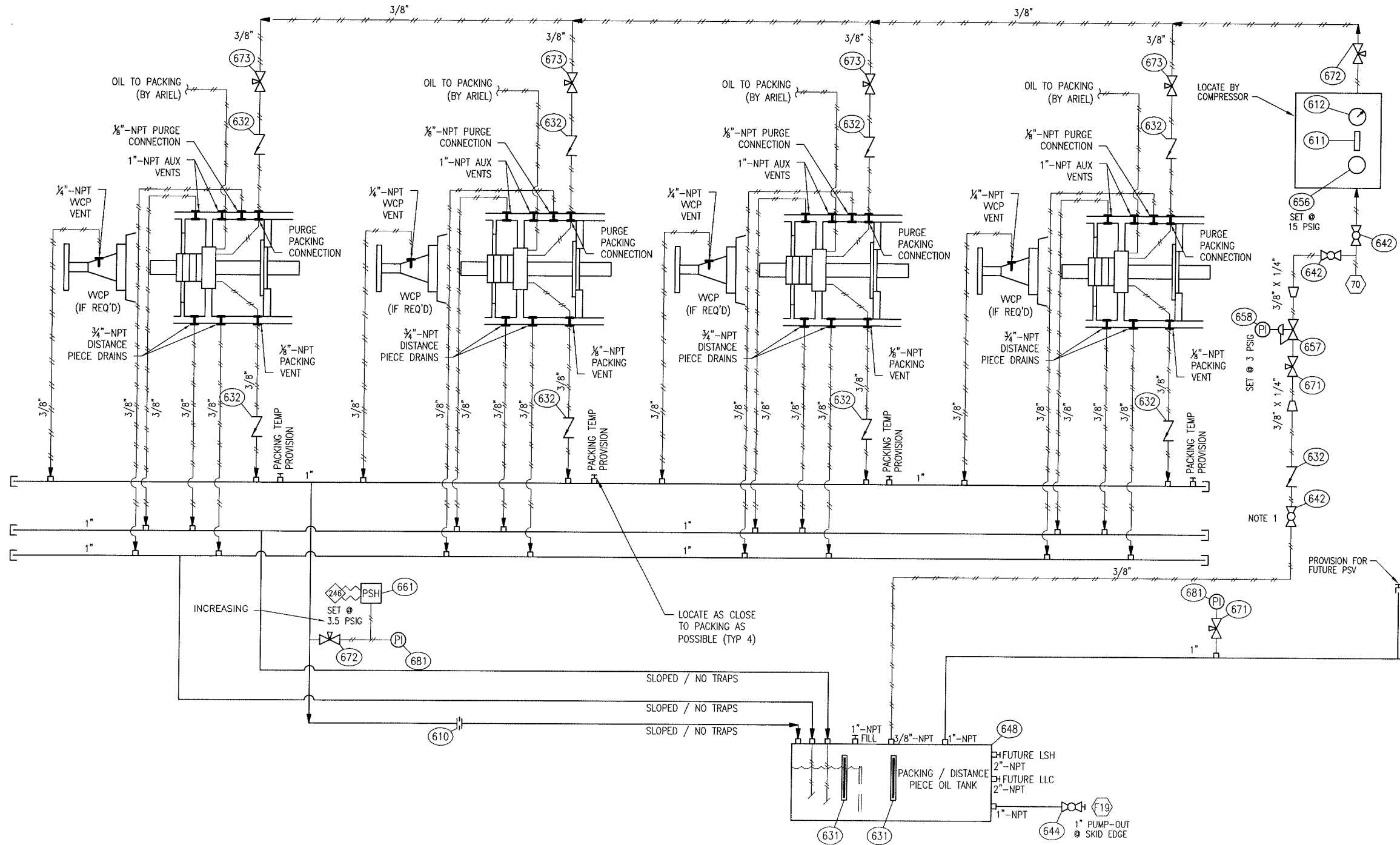
DWN	DATE	SCALE	DWG#	REV
CP	09-06-04	NTS	08-533-760	B

ELECTRICAL TERMINATIONS

- 220 COMPRESSOR OIL PRESSURE
- 221 COMPRESSOR OIL LEVEL
- 222 COMPRESSOR LUBRICATOR NO-FLOW (RIGHT)
- 223 COMPRESSOR LUBRICATOR NO-FLOW (LEFT)
- 224 COMPRESSOR OIL INLET TEMP
- 227 PRELUBE PUMP SOLENOID

ALL PRESSURE TRANSMITTERS, TO HAVE ISOLATION NEEDLE VALVE AND CALIBRATING PLUGGED CONNECTION (BY OTHERS)

THIS DRAWING IS SOLE PROPERTY OF BIDELE EQUIPMENT AND SHALL NOT BE REPRODUCED, COPIED, LENT, ALTERED NOR USED FOR ANY PURPOSE OTHER THAN WHICH IT IS FURNISHED EXCEPT WITH THE WRITTEN PERMISSION OF BIDELE EQUIPMENT



BILL OF MATERIALS			
610	1	FS-3199	UNION, ORIFICE, 1"-NPT, 3000#, SA-350-LF2, c/w 316SS ORIFICE PLATE, 0.500" BORE
611	1	FMR-999	FLOW METER, 1/4"-NPT, "HEDLAND" MODEL H271A-005, 1000 PSIG MAWP, 0.5 TO 5 SCFM, ALUMINUM
612	1	PI-25-0030P	INDICATOR, PRESS, "WGI" MODEL WJ7442P, 0-30 PSIG, 2 1/2" DIAL, 1/4"-NPT BACK CONNECTION, 316LSS TUBE & SOCKET, DUAL SCALE, LF, C/W PANEL MOUNT U-CLAMP
631	2	TNK-215	GAUGE, LEVEL, 9" NOM LG, ALUMINUM FRAME, VITON SEALS
632	9	ICT-036S	VALVE, CHECK, BALL, INLINE, 3/8"-TUBE FTG, "SWAGelok" MODEL SS-CHS6-1, SS BODY, 1 PSIG SPRING
634	1	SCS-102N	VALVE, CHECK, SWING, 1"-NPT, "NAVCO" MODEL CS-R10S08A12, CLASS 800, A105 BODY, F316SS & HARD FACED SEATS, NACE MR-0175
642	3	BVS-033FN	VALVE, BALL, 3/8"-NPT, NUTRON, MODEL T3F03S30S 3000# WOG, FULL PORT, A105 BODY, SOUR TRIM, 3-PIECE, NACE MR-0175
644	2	BVS-103RN	VALVE, BALL, 1"-NPT, "NUTRON" MODEL T3-R10S30S, 3000# WOG, REG PORT, A105 BODY, 3-PIECE, NACE MR-0175, LOCKING HANDLE
648	0	TNK-761-03	SEAL POT, TRAILER, 12"H x 8"W x 30"L, 1"-NPT CONN's, REFER TO STD DWG BES-761-03 (QTY:1, SHOP FABRICATE)
656	1	PRV-010	REGULATOR, 1/4"-FNPT, "FISHER" MODEL 67CFR, 250 PSIG MAWP, ALUMINUM BODY, 0-35 PSIG RANGE, c/w HANDWHEEL
657	1	PRV-020	REGULATOR, 1/4"-FNPT, "FISHER" MODEL 67CFR, 250 PSIG MAWP, ALUMINUM BODY, 0-35 PSIG RANGE, c/w TAPPED BONNET
658	1	PI-25-0000	INDICATOR, PRESS, "WGI" MODEL WJ7812P, 30"Hg-30 PSIG, 2 1/2" DIAL, 1/4"-NPT BOTTOM CONNECTION, 316LSS TUBE & SOCKET, DUAL SCALE, LF
661	1	PS-110	SWITCH, PRESSURE, "CCS DUAL-SNAP" MODEL 6900GZE12, 1/2"-NPT, 316SS PORT & DIAPHRAGM, SPDT SWITCH, MAWP 500 PSIG, XP, CSA CLASS 1, DIV 1
671	2	NVSA-026FN	VALVE, NEEDLE, 1/4"x1/4"-FNPT, "WGI" MODEL WN1412P, 6000 PSIG MAWP, 316SS BODY, 316SS STEM, PTFE PACKING
672	2	NVSA-036FN	VALVE, NEEDLE, 3/8"x3/8"-FNPT, "WGI" MODEL WN1313, 10,000 PSIG MAWP, 316SS BODY, 316SS STEM, PTFE PACKING
673	4	NVT-SS1RS6	VALVE, NEEDLE, 3/8" x 3/8" TUBE ENDS, "WHITEY", MODEL 1RS6, STAINLESS STEEL, 5000 PSIG MAWP @ 100' F
681	2	PI-25-0000	INDICATOR, PRESS, "WGI" MODEL WJ7812P, 30"Hg-30 PSIG, 2 1/2" DIAL, 1/4"-NPT BOTTOM CONNECTION, 316LSS TUBE & SOCKET, DUAL SCALE, LF

AS BUILT
 SIGNED: *[Signature]* DATE: NOV 17 2009

REV	DATE	BY	APPR	DESCRIPTION
B	09-11-17	CA	DR	AS BUILT
A	09-09-09	NP	LS	SOLD TO TALISMAN
O	09-06-08	CP	DR	ISSUED FOR CONSTRUCTION

REVISIONS				
BIDELL EQUIPMENT				
GAS COMPRESSION				
PACKING CASE / DISTANCE PIECE VENT AND DRAIN DETAIL				
ARIEL JGT/4-2				
CUSTOMER: TALISMAN ENERGY INC.				
LOCATION: GLACIER				
LSD: 16-15-76-13 W6M				
JOB#: 08-533				
DWN	DATE	SCALE	DWG#	REV
CP	09-06-04	NTS	08-533-761	B

ELECTRICAL TERMINATIONS
 46 PURGE PACKING PRESSURE HIGH

PNEUMATIC TERMINATIONS
 70 INSTRUMENT GAS

NOTES:
 1. TRUCKER TO OPEN WHEN DRAINING OIL TANK.
 2. INSTALLATION OF AN OFF-SKID FUEL SHUT-OFF VALVE IS REQ'D.

BUILDING SPECIFICATIONS

DESIGN NOTES

- DESIGN LOADS (BASED UPON CALGARY, AB):
 GROUND SNOW LOAD = 40#/ft
 RAIN LOAD = 0.1 kPa
 WIND LOAD = 100 MPH
 Z₀ = 0, Z_v = 1, v = 0.05
- DESIGN STRUCTURE AS PER THE LATEST EDITION OF THE AB & NATIONAL BUILDING CODE
- ALL BOLTS, SCREWS, ETC. USED FOR FASTENING ALUMINUM TO ALUMINUM AND ALUMINUM TO STEEL SHALL BE AUSTINETIC STAINLESS STEEL OR CADMIUM PLATED

GENERAL NOTES

- NOTES WHICH ARE APPLICABLE TO THIS JOB WHEN SHADED
- SUBNOTES WHICH ARE APPLICABLE WHEN SHADED

- TYPE OF BUILDING (EAVELESS)**
 SELF FRAMING-SHED SELF FRAMING-GABLE RIGID FRAMING-GABLE
- MATERIAL - EXTERIOR WALL & ROOF PANELS (22 ga MIN)**
 GALVANIZED GALVALUME
 COLOUR
 WALLS WHITE WHITE SPEC # _____ ROOF WHITE WHITE SPEC # _____
 DOORS HERON BLUE SPEC # _____ TRIM HERON BLUE SPEC # _____
 TRANSLUCENT ROOF PANELS
 SIZE _____ COLOUR _____ QTY _____
- ROOF SLOPE**
 1:12 2:12 3:12 4:12 OTHER _____
- INSULATION - ROCKWOOL**
 WALLS R-12 3 LB/CU FT DENSITY SOUND R-20
 ROOF R-12 3 LB/CU FT DENSITY SOUND R-20
- DOORS - 20 ga METAL, INSULATED (NORMAL SIZES)**
 3'x7' SINGLE WS WGW PH LS DC SF CC CP IN
 QTY 2
 6'x7' DOUBLE WS WGW PH LS DC SF CC CP IN WGWBD
 QTY _____
 WS - WEATHER STRIPPING LS - LOCKSET CC - CHECKCHAIN
 WGW - WIRE GLAZED WINDOW DC - DOOR CLOSURE CP - CANOPY
 PH - PANIC HARDWARE SF - STEEL FRAME IN - INSULATED
 WGWBD - WIRE GLAZED WINDOW BOTH DOORS
- WINDOWS - HORIZONTAL SLIDING c/w SCREEN (SINGLE GLAZED)**
 QTY _____ 40x40 QTY _____ 40x50 QTY _____ WIRE GLAZED
- LINER**
 24 ga FLUTED ALUMINUM 20 ga PERFORATED ALUMINUM - WHITE
 24 ga FLUTED STEEL - WHITE 20 ga 33% PERFORATED ALUMINUM
 20 ga PERFORATED ALUMINUM 20 ga 33% PERFORATED STEEL - WHITE
- ERECTION**
 ON SITE BY BLDG MANUFACTURER AT BIDELL BY BLDG MANUFACTURER
- WALL/ROOF LOUVRES (NOMINAL SIZES)**
 STAMPED LOUVRE c/w SLIDE CLOSURE AND SCREEN
 ADJUSTABLE LOUVRE c/w MANUAL CONTROL AND SCREEN
 SIZE 18"x18" QTY 2
 SIZE 12"x12" QTY 2
 SIZE 24"x24" QTY 1
 ONE IN FRONT OF HYDRAULIC OIL COOLER (24"x24")
- RIDGE VENTILATOR**
 RIDGE VENTILATOR c/w MANUAL CONTROLS, RAIN CAP & BIRDSCREEN (CHAIN OPERATED @ HAND LEVEL)
 ACOUSTIC TYPE RIDGE VENTILATOR c/w MANUAL CONTROLS & BIRDSCREEN
 6" THROAT 9" THROAT OTHER _____
 LENGTH _____
- PULL-OUTS**
 1 @ 17'-10 1/2" x 8'-0" c/w TRANSLUCENT PANELS c/w REMOVABLE SCREENS
 1 @ 16'-3" x 8'-0" c/w TRANSLUCENT PANELS c/w REMOVABLE SCREENS
- FANS - ROOF/WALL**
 ROOF ELECTRIC DRIVEN FAN CAPABLE OF PROVIDING A MIN OF 12 AIR CHANGES/HOUR AT 1/8" SP c/w BACK DRAFT DAMPERS. ALUM HOUSING & BIRDSCREEN. MOTOR TO BE CSA APPROVED.
 2 WALL XP (CLASS I, GROUP D, DIV 1)
 1 HIGH 120/240 V - 1 PHASE DIAMETER 16" 24V DC
 1 LOW 240/480 V - 3 PHASE HP 1/3
- POLYETHYLENE VAPOUR BARRIER (1" MAX. SKID EDGE PROJECTION)**
 2 MIL 4 MIL 6 MIL
- EAVESTROUGH, DOWNSPOUT & ICE RAKES**
 EAVESTROUGHS DOWNSPOUTS ICE RAKES OVER THE DOOR ON LOW SIDE OF ROOF
- BUILDING SIZE**
 LENGTH 34'-5" WIDTH 12'-0" EAVE HGT 11'-4"
- COOLER**
 ATTACHED TO BLDG OPENING SIZE _____ BY VENDOR
 DETACHED FROM BLDG

REMOVABLE ROOF SECTION REQUIRED FOR ENGINE AND COMPRESSOR REMOVAL

PERFORATED LINER ABOVE 36"

ONE @ 12"x12" HERMAN NELSON DUCTS TO BE LOCATED BY ENGINE ON THE NOZZLE SIDE

TWO @ 12"x18" LOUVERS TO BE LOCATED BY ENGINE, LOCATE UP HIGH ACROSS FROM EACH OTHER

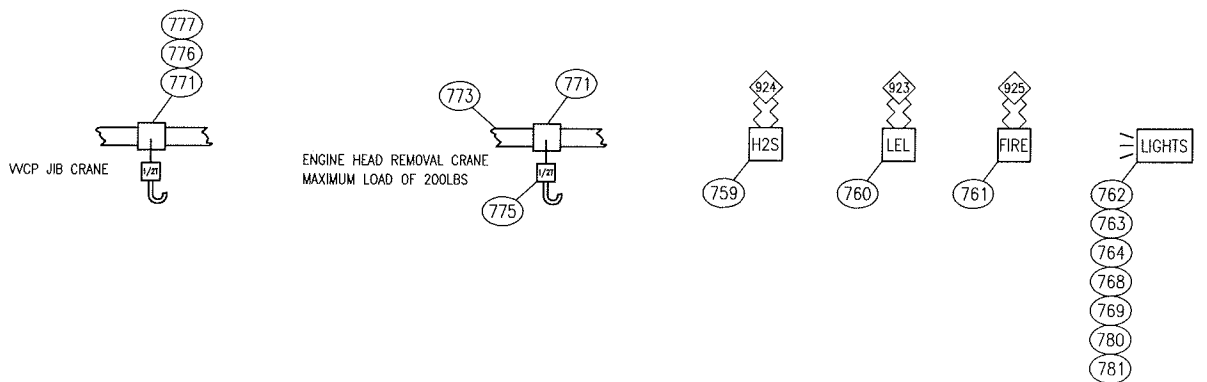
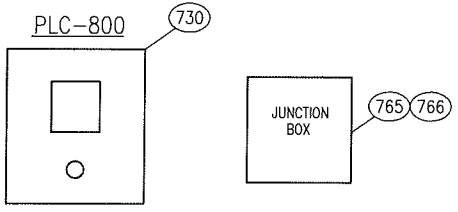
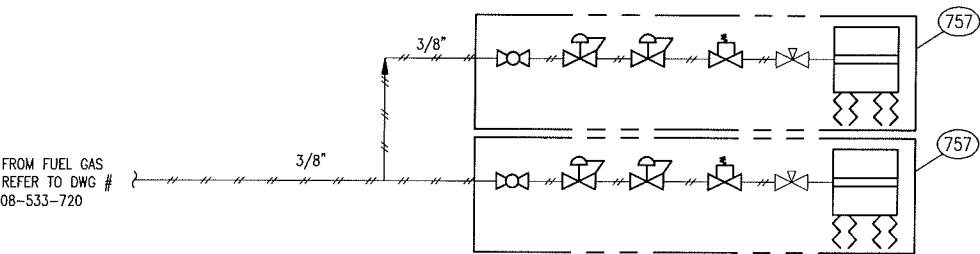
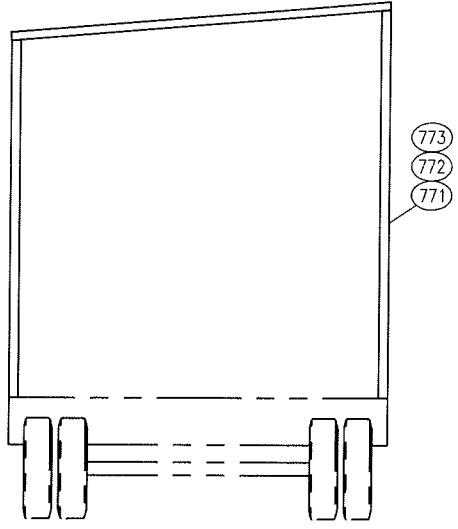
2 RIDGE VENTS REQ'D ALONG THE WIDTH OF THE BUILDING

AIR INTAKE HOOD REQ'D 24VDC FROM GENERATOR

ELECTRICAL TERMINATIONS

- GAS LEL DETECTION
- GAS H2S DETECTION
- UV FLAME DETECTION

PLC-800
 REMVUE 500S
 24 VDC FROM GENERATOR
 CSA CLASS 1, DIV 2, GROUPS C&D
 S/N: RS-22524-AA



NOTES:
 1. TRAVEL TARPS TO THE TOP, FRONT AND 3' DOWN ON BOTH SIDES OF BOTH COOLERS c/w TIE DOWNS
 2. P. ENG STAMP REQUIRED

THIS DRAWING IS SOLE PROPERTY OF BIDELL EQUIPMENT AND SHALL NOT BE REPRODUCED, COPIED, LENT, ALTERED NOR USED FOR ANY PURPOSE OTHER THAN WHICH IT IS FURNISHED EXCEPT WITH THE WRITTEN PERMISSION OF BIDELL EQUIPMENT

BILL OF MATERIALS

MK	QTY	PART NUMBER	DESCRIPTION
730	1	CAT-228-6559	HARNESS, CAT PART #CAT2286559, FOR PL1000E
757	2	HEG-035	HEATER, CATALYTIC, 24"x48", "CATADYNE" MODEL P2448A-04A, 32,000 BTU, 12VDC, c/w 25 FT STARTER CABLES, REGULATOR, THERMOSTAT, SAFETY VALVE, BLOCK VALVE AND PROTECTIVE GRILL
759	1	FGD-071	DETECTOR, H2S, "NET SAFETY" MILLENIUM, MODEL MLP-A-ST1200-100-SEP, 4-20mA, 12-24VDC, CSA CLASS 1, DIV 1, GROUPS C,D, LED DISPLAY, C/W SENSOR SEPARATION JUNCTION BOX
760	1	FGD-002	DETECTOR, GAS, "NET SAFETY" MILLENIUM, MODEL MLP-AR-SC1100-SEP, 4-20mA & RELAY OUTPUTS, 12-24VDC, CSA CLASS 1, DIV 1, GROUPS C,D, LED DISPLAY, C/W SENSOR SEPARATION JUNCTION BOX
761	1	FGD-042	DETECTOR, FIRE EYE UV, "NET SAFETY" MILLENIUM, MODEL UVS-AR, 4-20mA & RELAY OUTPUTS, 12-24VDC, CSA CLASS 1, DIV 1, GROUPS B,C,D, C/W JBR-T-ASSY RELAY JUNCTION BOX & SWIVEL MOUNT
762	3	ELE-LIGHT02	FIXTURE, LIGHT, INCANDESCENT, CLASS 1, DIV.2, c/w GUARDS, 100 WATT, 24 VDC
763	3	ELE-LIGHTMOUNT	MOUNTING MODULE, FOR ELE-LIGHT01, MOUNTS ON 3/4" CONDUIT (MOUNTED IN PEAK OF BUILDING)
764	3	ELE-BULB03	BULB, INCANDESCENT, "WESTINGHOUSE MODEL 100A191F/24, 100 WATT, 24V DC (52025)
765	1	ELE-ENC8X6	BOX, JUNCTION, 8"x8"x4", CSA APPROVED, 24V, CONTAINS: RUN STATUS, REMOTE STOP, 1 SPARE SET OF DISCRETE INPUT 2 SPARE SETS OF ANALOG INPUT (1-ESD CONTACT TO CONNECT TO PLANT ESD SYSTEM) (LOCATE BY GAS COOLER)
766	1	ELE-ENCBP01	BACKPAN, FOR P/N: ELE-ENC8X6
768	3	ELE-BULB01ADA	ADAPTOR, SOCKET, "CROUSE-HINDS" MODEL 2005
769	3	ELE-34EAHC	HANGER TEE, BOX COVER, 3/4", "CROUSE-HINDS" MODEL EAHC2702, WESCO P/N 78227424920
771	16	BEA-VTRY-3.5	BEARING, TRACK ROLLER (USED FOR PULLOUT ON "WINKLE" TRACK)
772	1	BDG-STAIRS	STAIR ASSEMBLY FOR TRAILER UNITS.
773	1	TRL-PULL	OVERHEAD DOOR ASSEMBLY, FOR 1 PAIR OF PULLOUTS
775	1	CRA-500	10 FOOT LIFT HEIGHT 7 FOOT LONG HAND CHAIN TOP HOOK SUSPENSION LOAD TEST CERTIFICATE REQUIRED WITH SHIPMENT
776	4	BEA-UC208-108D1	BEARING, TYPE UC2, SERIES 2, "NTN" MODEL UC208-108D1, 1-1/2" DIA SHAFT BORE, 4000LB AXIAL, 0 LB THRUST, GREASE PORT.
777	4	BEA-F208D1	BEARING HOUSING, TYPE UCF2, SERIES 2, "NTN" MODEL F208D1, CAST IRON, GREASE PORT
780	1	ELE-DSDSE123	TIMER, 0-60 MIN, "CROUSE-HINDS" MODEL DSDSE1234460MINSA, 125V, 10 AMP, XP
781	1	ELE-EDS271	DEVICE BOX, SINGLE, "CROUSE-HINDS" MODEL EDS271-SA, ALUMINUM

AS BUILT
 SIGNED: *[Signature]* DATE: NOV 17 2009

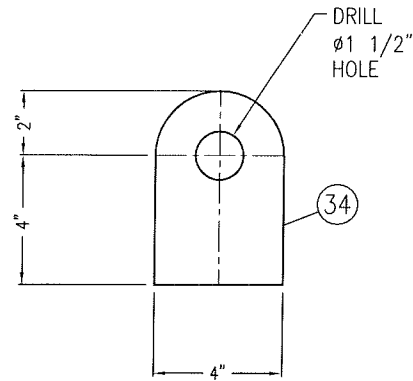
REV	DATE	BY	APPR	DESCRIPTION
B	09-11-17	CA	DR	AS BUILT
A	09-09-09	NP	LS	SOLD TO TALISMAN
O	09-06-08	CP	DR	ISSUED FOR CONSTRUCTION

REVISIONS

BIDELL EQUIPMENT
 6900 - 112th AVENUE S.E.
 CALGARY, AB T2C 4Z1
 PHONE: (403) 235-5877
 FAX: (403) 272-7749

HEATER & BLDG ELECTRICAL FLOW DIAGRAM
 G3516 AFRC

CUSTOMER: TALISMAN ENERGY INC.
 LOCATION: GLACIER
 LSD: 16-15-76-13 W6M JOB#: 08-533
 DWN CP 09-06-04 DATE SCALE DWG# 08-533-770 NTS NTS REV B



LIFTING LUG DETAIL
N.T.S. (CUT TO SUIT)


NOTES:

1. DO NOT SCALE THIS DRAWING
2. FOR TACK WELDS AND ATTACHMENT WELDS USE BE-1/BE-2
3. FOLLOWING MAT'L'S CONSTITUTE ACCEPTABLE ALTERNATES:
USE SA-333-6 IN PLACE OF SA-106-B
USE SA-350-LF2 CLASS 1 IN PLACE OF SA-105N
USE SA-420-WPL6 IN PLACE OF SA-234-WPB
4. CRN'S REQ'D FOR AB, BC & SK
5. ALL REPADS, POISON PADS, SADDLES, ETC (IF APPLICABLE) REQUIRE ONE 1/4" NPT WEEP HOLE EACH (AT LOWEST POINT)
6. ALL REPADS SHOWN WITH SOLID LINES SHALL BE ONE PIECE NO SPLIT PERMITTED
7. ALL REPADS SHOWN WITH HIDDEN LINES ARE FOR MECHANICAL REINFORCEMENT ONLY
8. SUCTION BOTTLE DRAINS TO HAVE 1/4" WEEP HOLE/SLOT ABOVE INTERNAL WELD, BOTH SIDES OF PIPE
9. SCRUBBER DRAINS CONTOURED FLUSH TO VESSEL I.D.
10. WITH THE EXCEPTION OF DRAIN CONNECTIONS, SHOP MAY ADD ADDITIONAL INTERNAL PROJECTION AND INTERNAL WELD FOR EASE OF FABRICATION
11. FLANGE BOLT HOLES TO STRADDLE NATURAL CENTERLINES OF THE VESSEL UNLESS OTHERWISE SPECIFIED
12. TOLERANCES TO BE WITHIN BIDEEL STANDARD UNLESS OTHERWISE SPECIFIED
13. 2" THREADOLET TO HAVE MAX. HOLE OF NO GREATER THAN 2 1/8" O.D.
14. ITEM #35 SHALL MEET UG-93(d)4 REQUIREMENTS
15. 100% UT ON DIVIDER PLATE WELD (ITEM #35)
16. HEADS, SHELLS, DIVIDER PLATE EXEMPT PER UCS 66(b) REMAINDER EXEMPT PER UG-20(f) 1-5



Vessel to be constructed in strict accordance with the ASME Code for Pressure Vessels Section VIII Div. 1, 2007 Edition, 2008 Addenda.

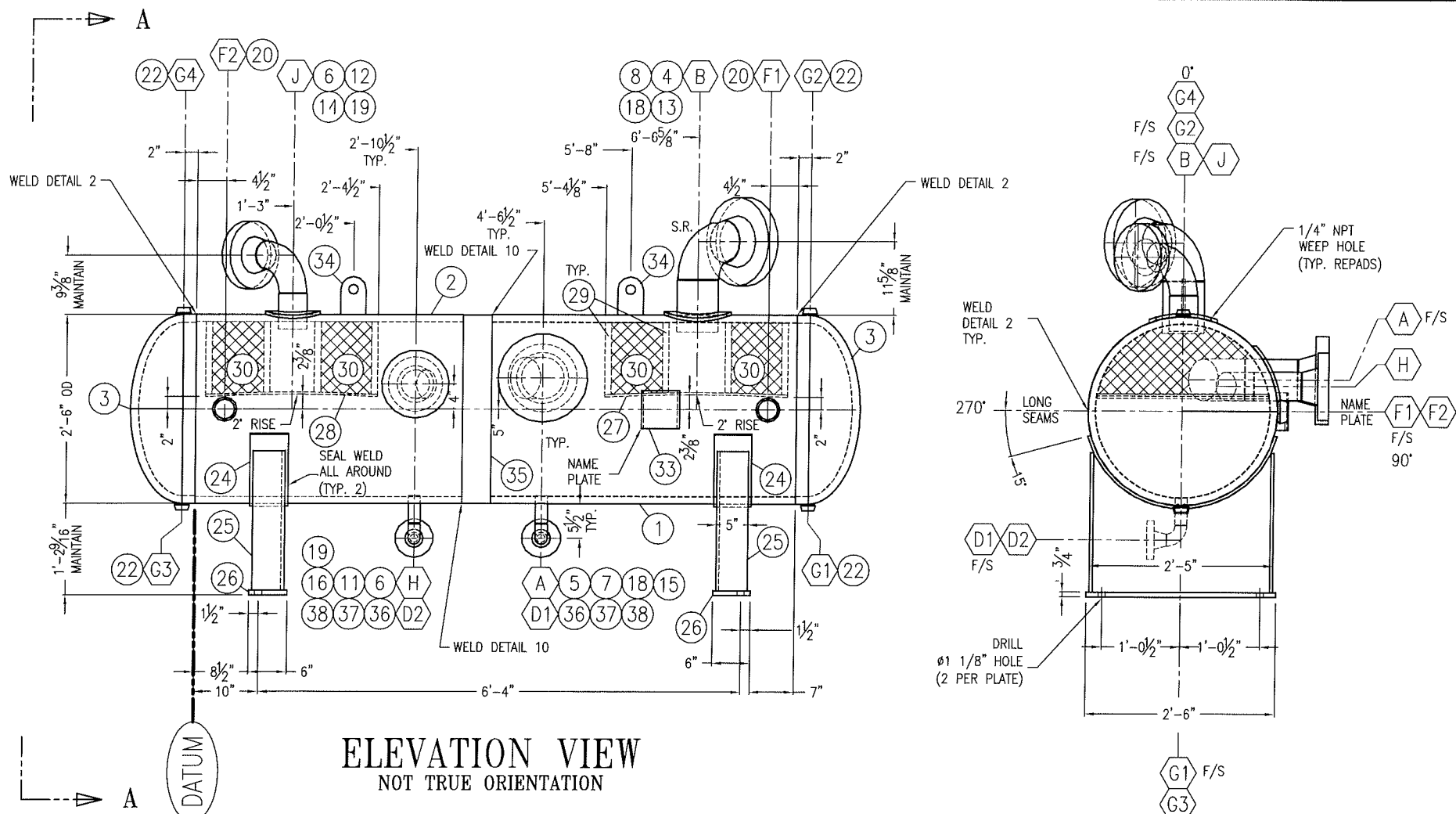
	MAWP	HYDROTEST PRESS
Internal	1287 PSIG	1673 PSIG
External	ATMOS	ATMOS
Temperature	350°F	AMBIENT
Min. Design Metal Temp.	-20°F @ 1287 PSIG	
Radiography	RT-1	
Corr. Allowance	0.125 in	3.18 mm
Impact Tests	SEE NOTE #16	
Postweld Ht Tr:	1150°F±25°F/1 1/2 HOUR	
Wt, full of water	lb	kg
Shipping Wt.	5750 lb	2608 kg
Volume	35.6 ft ³	1.00 m ³
Service:	SOUR GAS SERVICE	
Registration Numbers:	WP 2111.2	AQP 1338
Special Procedures:		
Serial No.	08-533-501	
CRN:	U4660.2	
National Board Number:		
LSD:	PORTABLE	
Interior Surface Prep.	PICKLED & RUST PROTECTED(POST HYDRO)	
Exterior Surface Prep.	PICKLED	
Finish	ONE COAT OF SHOP PRIMER	
Insulation	NONE	
Checked By:	<i>[Signature]</i>	Date: JUN - 4 2009
Approved By:	<i>[Signature]</i>	Date: JUN 0 5 2009



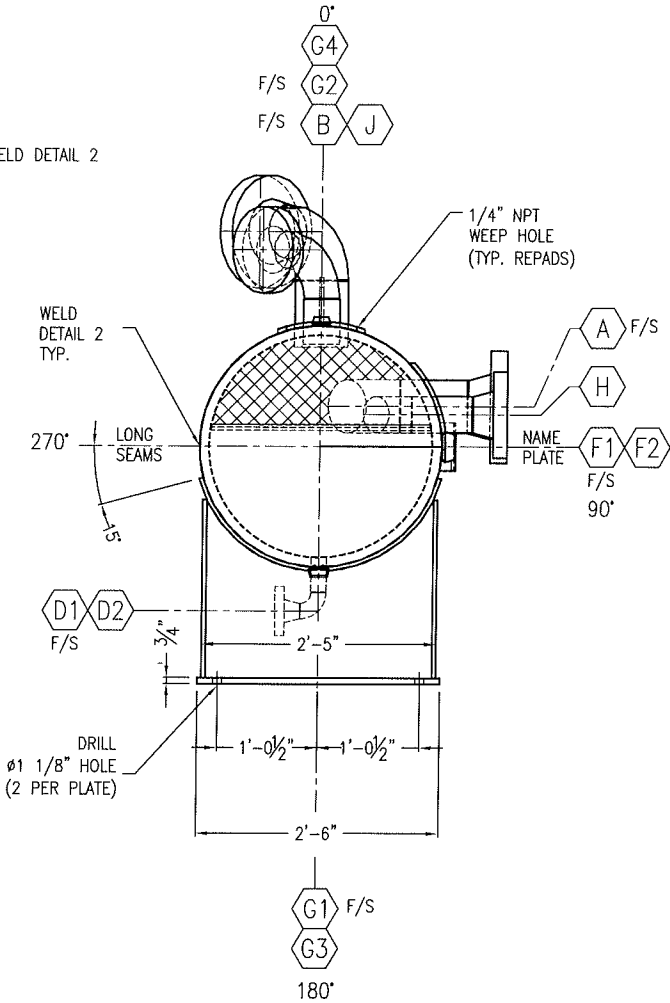
THIS DRAWING IS SOLE PROPERTY OF BIDEEL EQUIPMENT AND SHALL NOT BE REPRODUCED, COPIED, LENT, ALTERED NOR USED FOR ANY PURPOSE OTHER THAN WHICH IT IS FURNISHED EXCEPT WITH THE WRITTEN PERMISSION OF BIDEEL EQUIPMENT

REV	DATE	BY	APPR	DESCRIPTION
0	09-06-04	CP	DR	ISSUED FOR CONSTRUCTION
REVISIONS				
DRAWN	CP			
DATE	08-12-16			
SCALE	1/2" = 1'-0"			
STAGE 1 & 2 HORIZONTAL SCRUBBER				
30" OD x 7'-10 1/2" S/S				
BIDEEL EQUIPMENT		CUSTOMER:	BIDEEL EQUIPMENT LP.	
GAS COMPRESSION		PROJECT:	TRAILER MOUNTED COMPRESSOR - MOBILE	
		JOB NUMBER:	08-533	
6900 - 112th AVENUE S.E. CALGARY, AB T2C 4Z1		DRAWING NUMBER:	08-533-501	REVISION: 0
PHONE: (403) 235-5877 FAX: (403) 272-7749				SHEET: 1/2

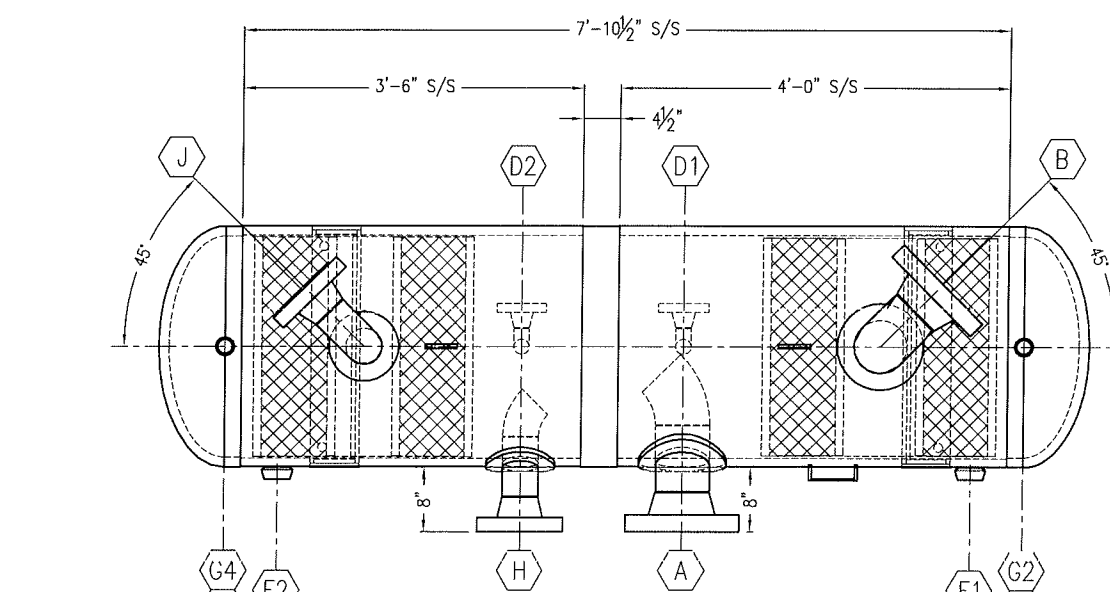
SHELL LAYOUT BY: _____
NOZZLE FIT BY: _____
HEAD LAYOUT BY: _____
FINAL ASSEMBLY BY: _____



ELEVATION VIEW
NOT TRUE ORIENTATION



VIEW A-A
TRUE ORIENTATION



PLAN VIEW
NOT TRUE ORIENTATION

THIS DRAWING IS SOLE PROPERTY OF BIDELL EQUIPMENT AND SHALL NOT BE REPRODUCED, COPIED, LENT, ALTERED NOR USED FOR ANY PURPOSE OTHER THAN WHICH IT IS FURNISHED EXCEPT WITH THE WRITTEN PERMISSION OF BIDELL EQUIPMENT

BIDELL EQUIPMENT
6900 - 112th AVENUE S.E.
CALGARY, AB T2C 4Z1
PHONE: (403) 235-5877
FAX: (403) 272-7749

GAS COMPRESSION

BILL OF MATERIAL

Item	No. Req'd	Part Number	Size	Description	Mat'l Spec.	HEAT No/CODE
1	1	VES-S3011848	30"	OD x 1 1/8" Nom.t. ROLLED CAN x 4'-0" LG (MIN 1.125")	SA-516-70N	
2	1	VES-S3011842	30"	OD x 1 1/8" Nom.t. ROLLED CAN x 3'-6" LG (MIN 1.125")	SA-516-70N	
3	2	VES-H30114	30"	OD x 1 1/4" Nom. t. 2:1 SF HFAD r/w 2" SF (MIN 1.125")	SA-516-70N	
4	1	BWF-A33J	6"	600# RFWN FLANGE - SCH XH BORE	SA-105N	
5	1	BWF-A39J	6"	600# RFWN FLANGE - SCH XXH BORE	SA-105N	
6	2	BWF-A39G	4"	600# RFWN FLANGE - SCH XXH BORE	SA-105N	
7	1	PIP-00609	6"	SCH XXH SMLS PIPE x 8 1/2" LG - BOE,POE	SA-106-B	
8	1	PIP-00609	6"	SCH XXH SMLS PIPE x 8 3/8" LG - BOE,POE	SA-106-B	
11	1	PIP-00409	4"	SCH XXH SMLS PIPE x 7 5/8" LG - BOE,POE	SA-106-B	
12	1	PIP-00409	4"	SCH XXH SMLS PIPE x 5 7/8" LG - BOE,POE	SA-106-B	
13	1	BWF-63J	6"	SCH XH WALL SR 90 Deg. BW ELBOW	SA-234-WPB	
14	1	BWF-09G	4"	SCH XXH WALL LR 90 Deg. BW ELBOW	SA-234-WPB	
15	1	BWF-19J	6"	SCH XXH WALL 45 Deg. BW ELBOW	SA-234-WPB	
16	1	BWF-19G	4"	SCH XXH WALL 45 Deg. BW ELBOW	SA-234-WPB	
18	2	VES-R500R	1/2"	t REPAD x 6 3/4" ID x 10 3/4" OD	SA-516-70N	
19	2	VES-R500R	1/2"	t REPAD x 4 5/8" ID x 8 5/8" OD	SA-516-70N	
20	2	FS-D283	2"	6000# FS THREADOLET ON 30" RUN	SA-105N	
22	4	FS-D243	3/4"	6000# FS THREADOLET ON 30" RUN	SA-105N	
24	2	STL-V12	1/2"	t PLATE x 6" WIDE x 3'-6" LG	SA-516-70N	
25	2	STL-C305	1/2"	t x 2'-5" x 5" x 2'-1" LG FORMED CHANNEL	SA-36	
26	2	STL-C307	3/4"	t PLATE x 6" WIDE x 30" LG	SA-36	
27	ONE	STL-V38	3/8"	t PLATE x 2'-3 1/8" WIDE x 2'-5" LG	SA-516-70N	
28	ONE	STL-V38	3/8"	t PLATE x 2'-3 5/16" WIDE x 2'-3" LG	SA-516-70N	
29	32	STL-V38	3/8"	t x 1" BAR MESH SUPPORTS (C.T.S.)	SA-516-70N	
30	2	VES-7329	8"	t 9# DTY x 28 3/4" OD MSH PAD (1 CUTS 2)	316L	
33	1	VES-600	6"x6"	ASME NAME PLATE MOUNTING BRACKET	SA-36	
34	2	VES-400	1/2"	t PLATE x 4" WIDE x 6" LG (SEE DETAIL)	SA-36	
35	1	VES-P3045	4 1/2"	t PLATE X 30" OD *(SEE NOTE # 14 & 15)**	SA-516-70N	
36	2	BWF-A39C	1 1/2"	600# RFWN FLANGE - SCH XXH BORE	SA-105N	
37	2	PIP-00159	1 1/2"	SCH XXH SMLS PIPE x 4 5/8" LG - BOE,POE	SA-106-B	
38	2	BWF-09C	1 1/2"	SCH XXH WALL LR 90 Deg. BW ELBOW	SA-234-WPB	

ISSUED FOR
BIDELL EQUIPMENT
CONSTRUCTION
JUN 05 2009

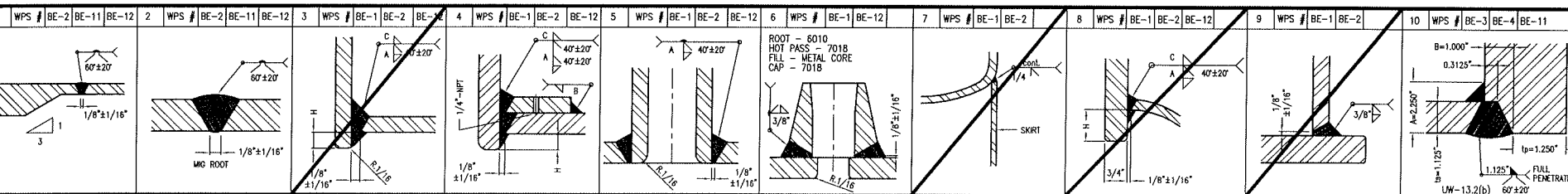
WELD I.D./WELDER SYMBOLS/FIT-UP

Weld I.D.	Weld Procedure	Welder Symbol	Fit-Up Exam.	Verify Type 1 Joint	Ref. Number	Weld Procedure	Welder Symbol	Fit-Up Exam.	Cat B'	Cat C'	Cat D'	Pad
L-					A							
L-					B							
L-					C							
L-					D							
C-					E							
C-					F							
C-					G							
C-					H							
C-					J							
C-					K							
C-					L							
C-					M							
C-					N							

S/N: 08-533-501

NOZZLE SCHEDULE

Ref.	Size	Rating	Type	Service	Weld Proc.	FILLET WELD SIZE			PROJECTION		Repad	
						W.D.	A (W41)	B (W42)	C (W43)	H		EXT. PROJ.
A	6"	600#	RFWN	STAGE 1 GAS INLET		2,4	1/2"	3/8"	5/8"	1"	8"	YES
B	6"	600#	RFWN	STAGE 1 GAS OUTLET		1,2,4	1/2"	3/8"	5/8"	1"	AS NOTED	YES
C												
D _{1,2}	1 1/2"	600#	RFWN	DRAIN		2,5	3/8"	-	-	0"	AS NOTED	NO
E												
F _{1,2}	2"	6000#	TOL	HIGH LEVEL SHUTDOWN / INSPECTION OPENING PER UG-46(f)7		6	3/8"	-	-	-	-	-
G ₁₋₄	3/4"	6000#	TOL	GAUGE GLASS		6	3/8"	-	-	-	-	-
H	4"	600#	RFWN	STAGE 2 GAS INLET / INSPECTION OPENING PER UG-46(f)7		2,4	1/2"	3/8"	5/8"	1"	8"	YES
J	4"	600#	RFWN	STAGE 2 GAS OUTLET		2,4	3/8"	3/8"	5/8"	1"	AS NOTED	YES
K												
L												




NOTES:

1. DO NOT SCALE THIS DRAWING
2. FOR TACK WELDS AND ATTACHMENT WELDS USE BE-1/BE-2
3. FOLLOWING MAT'LS CONSTITUTE ACCEPTABLE ALTERNATES:
 USE SA-333-6 IN PLACE OF SA-106-B
 USE SA-350-LF2 CLASS 1 IN PLACE OF SA-105N
 USE SA-420-WPL6 IN PLACE OF SA-234-WPB
4. CRN'S REQ'D FOR AB, BC & SK
5. ALL REPADS, POISON PADS, SADDLES, ETC (IF APPLICABLE) REQUIRE ONE 1/4" NPT WEEP HOLE EACH (AT LOWEST POINT)
6. ALL REPADS SHOWN WITH SOLID LINES SHALL BE ONE PIECE NO SPLIT PERMITTED
7. ALL REPADS SHOWN WITH HIDDEN LINES ARE FOR MECHANICAL REINFORCEMENT ONLY
8. SUCTION BOTTLE DRAINS TO HAVE 1/4" WEEP HOLE/SLOT ABOVE INTERNAL WELD, BOTH SIDES OF PIPE
9. SCRUBBER DRAINS CONTOURED FLUSH TO VESSEL I.D.
10. WITH THE EXCEPTION OF DRAIN CONNECTIONS, SHOP MAY ADD ADDITIONAL INTERNAL PROJECTION AND INTERNAL WELD FOR EASE OF FABRICATION
11. FLANGE BOLT HOLES TO STRADDE NATURAL CENTERLINES OF THE VESSEL UNLESS OTHERWISE SPECIFIED
12. TOLERANCES TO BE WITHIN BIDELL STANDARD UNLESS OTHERWISE SPECIFIED
13. 2" THREADOLET TO HAVE MAX. HOLE OF NO GREATER THAN 2 1/8" O.D.



Vessel to be constructed in strict accordance with the ASME Code for Pressure Vessels Section VIII Div. 1, 2007 Edition, 2008 Addenda.

	MAWP	HYDROTEST PRESS
Internal	1287 PSIG	1674 PSIG
External	ATMOS	ATMOS
Temperature	350°F	AMBIENT
Min. Design Metal Temp.	-20°F @ 1287 PSIG	
Radiography	RT-1	
Corr. Allowance	0.125 in	3.18 mm
Impact Tests	NIL PER UG-20(f)1-5	
Postweld Ht Tr:	1150°F±25°F/1 HOUR	
Wt, full of water	lb	kg Shipping Wt. 1000 lb 454 kg
Volume	7.67 ft ³	0.22 m ³
Service:	SOUR GAS SERVICE	
Registration Numbers:	WP 2111.2	AQP 1338
Special Procedures:		
Serial No.	08-533-511C	
CRN:		
National Board Number:		
LSD:	16-15-76-13 W6M	
Interior Surface Prep.	PICKLED & RUST PROTECTED(POST HYDRO)	
Exterior Surface Prep.	PICKLED	
Finish	ONE COAT OF SHOP PRIMER	
Insulation	NONE	
Checked By:	<i>[Signature]</i>	Date: OCT 26 2009
Approved By:	<i>[Signature]</i>	Date: OCT 26 2009



THIS DRAWING IS SOLE PROPERTY OF BIDELL EQUIPMENT AND SHALL NOT BE REPRODUCED, COPIED, LENT, ALTERED NOR USED FOR ANY PURPOSE OTHER THAN WHICH IT IS FURNISHED EXCEPT WITH THE WRITTEN PERMISSION OF BIDELL EQUIPMENT

0	09-10-27	CP	DR	ISSUED FOR CONSTRUCTION
REV	DATE	BY	APPR	DESCRIPTION
REVISIONS				
DRAWN: CP				STAGE 1 SUCTION BOTTLE 16" OD x 5'-6" S/S
DATE: 09-10-26				
SCALE: 1" = 1'-0"				
		CUSTOMER: TALISMAN ENERGY INC. PROJECT: GLACIER JOB NUMBER: 08-533		DRAWING NUMBER: 08-533-511C REVISION: 0 SHEET: 1/2
6900 - 112th AVENUE S.E. CALGARY, AB T2C 4Z1		PHONE: (403) 235-5877 FAX: (403) 272-7749		

SHELL LAYOUT BY: _____
 NOZZLE FIT BY: _____
 HEAD LAYOUT BY: _____
 FINAL ASSEMBLY BY: _____

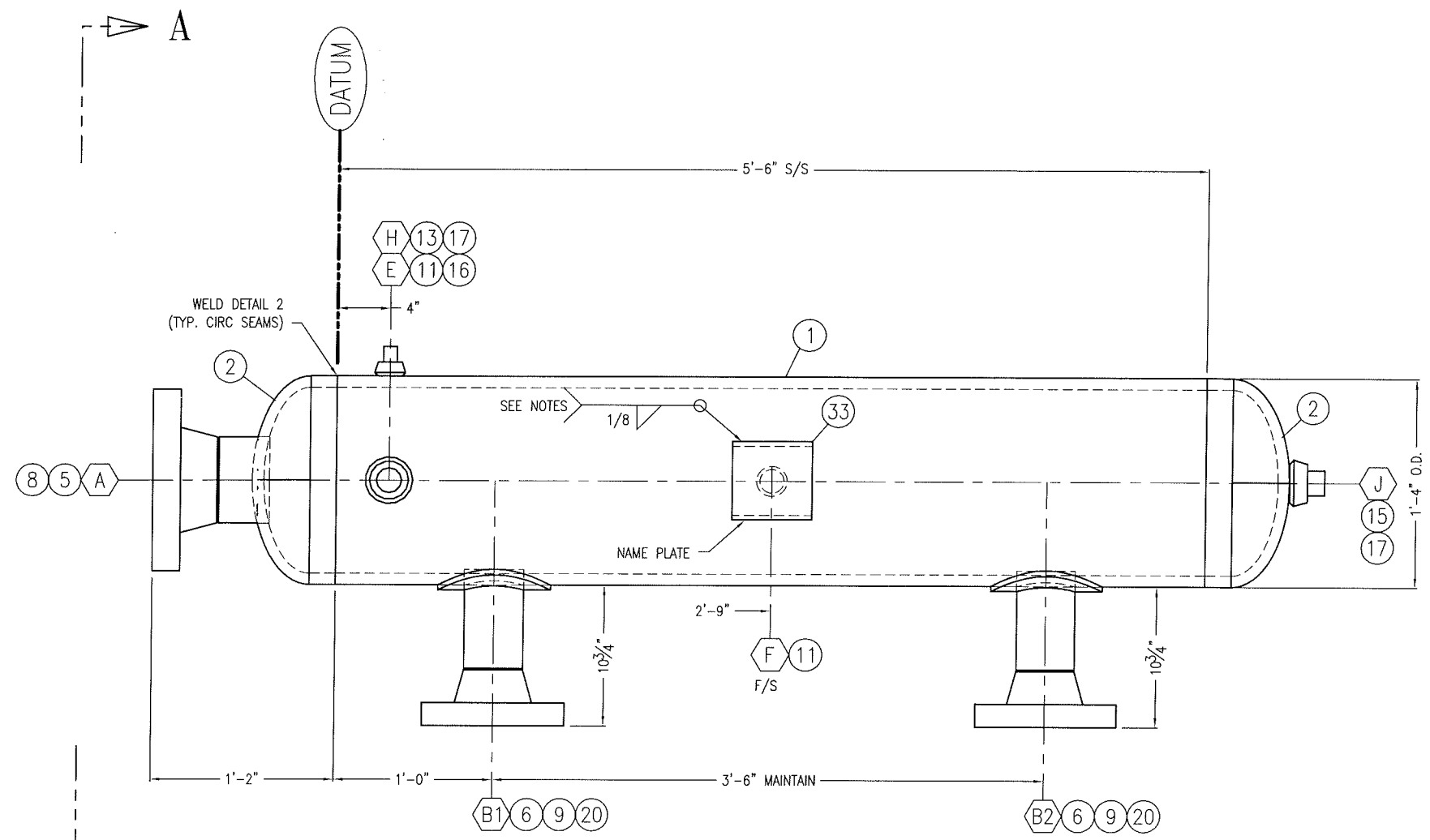
BILL OF MATERIAL

Item	No. Req'd	Part Number	Size	Description	Mot'l Spec.	HEAT No/CODE
1	1	PIP-01604	16"	SCH 80 SMLS PIPE x 5'-6" LG (MIN THK 0.7385")	SA-106-B	
2	2	VES-H1608	16"	OD x 7/8" Nom t 2:1 SE HEAD c/w 2" SF (MIN THK 0.750")	SA-516-70N	
5	1	BWF-A39J	6"	600# RFWN FLANGE - SCH XXH BORE	SA-105N	
6	2	BWF-A39G	4"	600# RFWN FLANGE - SCH XXH BORE	SA-105N	
8	1	PIP-00609	6"	SCH XXH SMLS PIPE x 4 1/8" LG - BOE,POE	SA-106-B	
9	2	PIP-00409	4"	SCH XXH SMLS PIPE x 7 7/8" LG - BOE,POE	SA-106-B	
11	2	FS-D243	3/4"	6000# FS THREDOLET ON 16" RUN	SA-105N	
13	1	FS-D272	1 1/2"	6000# FS THREDOLET ON 16" RUN	SA-105N	
15	1	FS-D274	1 1/2"	6000# FS THREDOLET ON FLAT RUN	SA-105N	
16	1	FS-9240	3/4"	6000# FS HEX PLUG	SA-105N	
17	2	FS-9270	1 1/2"	6000# FS HEX PLUG	SA-105N	
20	2	PIP-01600	3/8"	t REPAID x 4 5/8" ID x 8 5/8" OD	SA-106-B	
33	1	VES-601	6"x6"	ASME NAME PLATE MOUNTING BRACKET	SA-516-70N	

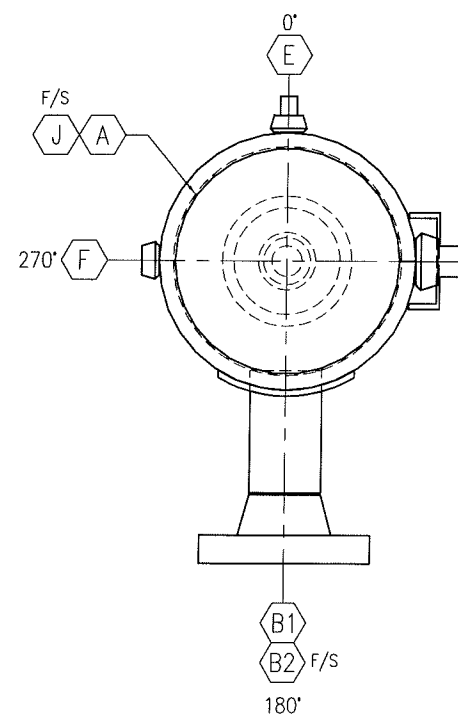
WELD I.D./WELDER SYMBOLS/FIT-UP

Weld I.D.	Weld Procedure	Welder Symbol	Fit-Up Exam.	Verify Type 1 Joint	Ref. Number	Weld Procedure	Welder Symbol	Fit-Up Exam.	Cat B	Cat C	Cat D	Pad
L-					A							
L-					B							
L-					C							
L-					D							
C-					E							
C-					F							
C-					G							
C-					H							
C-					J							
C-					K							

NAME PLATE H 90° S/N: 08-533-511C



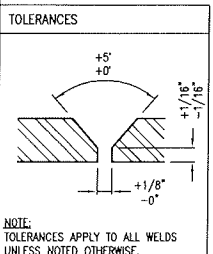
ELEVATION VIEW
NOT TRUE ORIENTATION



VIEW A-A
TRUE ORIENTATION

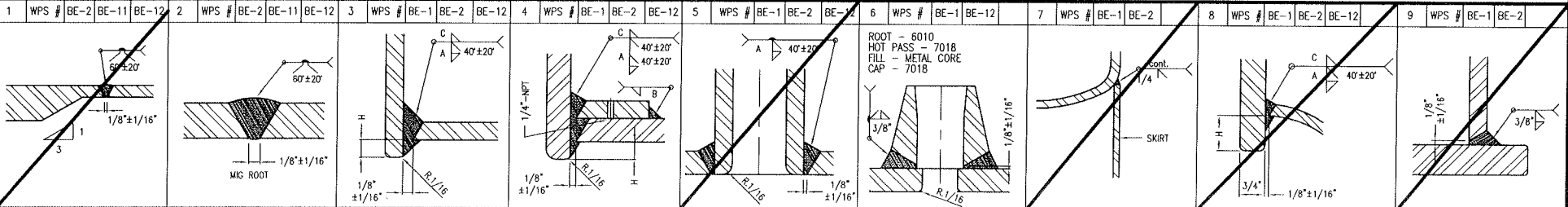


THIS DRAWING IS SOLE PROPERTY OF BIDELL EQUIPMENT AND SHALL NOT BE REPRODUCED, COPIED, LENT, ALTERED NOR USED FOR ANY PURPOSE OTHER THAN WHICH IT IS FURNISHED EXCEPT WITH THE WRITTEN PERMISSION OF BIDELL EQUIPMENT



NOTE: TOLERANCES APPLY TO ALL WELDS UNLESS NOTED OTHERWISE.

BIDELL EQUIPMENT
GAS COMPRESSION
6900 - 112th AVENUE S.E.
CALGARY, AB T2C 4Z1
PHONE: (403) 235-5877
FAX: (403) 272-7749



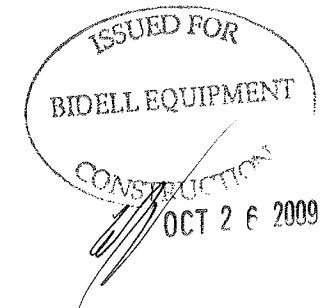
Ref.	Size	Rating	Type	Service	Weld Proc.	FILLET WELD SIZE			PROJECTION		Repad	
						W.D.	A (W41)	B (W42)	C (W43)	H		EXT. PROJ.
A	6"	600#	RFWN	GAS INLET		2,3	1/2"	-	0"	0"	AS NOTED	NO
B _{1,2}	4"	600#	RFWN	GAS OUTLET / DRAIN		2,4	3/8"	5/16"	0"	0"	10 3/4"	YES
C												
D												
E	3/4"	6000#	TOL	FUTURE DELTA PI (PLUGGED)		6	3/8"	-	-	-	-	-
F	3/4"	6000#	TOL	PRESS CONNECTION		6	3/8"	-	-	-	-	-
G												
H	1 1/2"	6000#	TOL	INSPECTION OPENING		6	3/8"	-	-	-	-	-
J	1 1/2"	6000#	TOL	INSPECTION OPENING		6	3/8"	-	-	-	-	-
K												
L												
M												

DRAWING NAME: STAGE 1 SUCTION BOTTLE
JOB NUMBER: 08-533
DRAWING NUMBER: 08-533-511C
REVISION: 0
SHEET: 2/2

NOTES:

1. DO NOT SCALE THIS DRAWING
2. FOR TACK WELDS AND ATTACHMENT WELDS USE BE-1/BE-2
3. FOLLOWING MAT'LS CONSTITUTE ACCEPTABLE ALTERNATES:
 USE SA-333-6 IN PLACE OF SA-106-B
 USE SA-350-LF2 CLASS 1 IN PLACE OF SA-105N
 USE SA-420-WPL6 IN PLACE OF SA-234-WPB
4. CRN'S REQ'D FOR AB, BC & SK
5. ALL REPADS, POISON PADS, SADDLES, ETC (IF APPLICABLE) REQUIRE ONE 1/4" NPT WEEP HOLE EACH (AT LOWEST POINT)
6. ALL REPADS SHOWN WITH SOLID LINES SHALL BE ONE PIECE NO SPLIT PERMITTED
7. ALL REPADS SHOWN WITH HIDDEN LINES ARE FOR MECHANICAL REINFORCEMENT ONLY
8. SUCTION BOTTLE DRAINS TO HAVE 1/4" WEEP HOLE/SLOT ABOVE INTERNAL WELD, BOTH SIDES OF PIPE
9. SCRUBBER DRAINS CONTOURED FLUSH TO VESSEL I.D.
10. WITH THE EXCEPTION OF DRAIN CONNECTIONS, SHOP MAY ADD ADDITIONAL INTERNAL PROJECTION AND INTERNAL WELD FOR EASE OF FABRICATION
11. FLANGE BOLT HOLES TO STRADDLE NATURAL CENTERLINES OF THE VESSEL UNLESS OTHERWISE SPECIFIED
12. TOLERANCES TO BE WITHIN BIDELL STANDARD UNLESS OTHERWISE SPECIFIED
13. 2" THREDOLET TO HAVE MAX. HOLE OF NO GREATER THAN 2 1/8" O.D.

U		Vessel to be constructed in strict accordance with the ASME Code for Pressure Vessels Section VIII Div. 1, 2007 Edition, 2008 Addenda.	
	MAWP	HYDROTEST PRESS	
Internal	1287 PSIG	1674 PSIG	
External	ATMOS	ATMOS	
Temperature	350°F	AMBIENT	
Min. Design Metal Temp.	-20°F @ 1287 PSIG		
Radiography	RT-1		
Corr. Allowance	0.125 in	3.18 mm	
Impact Tests	NIL PER UG-20(f)1-5		
Postweld Ht Tr:	1150°F±25°F/1 HOUR		
Wt, full of water	lb	kg	Shipping Wt. 900 lb 408 kg
Volume	7.67 ft ³		0.217 m ³
Service:	SOUR GAS SERVICE		
Registration Numbers:	WP 2111.2	AQP 1338	
Special Procedures:			
Serial No.	08-533-512C		
CRN:			
National Board Number:			
LSD:	16-15-76-13 W6M		
Interior Surface Prep.	PICKLED & RUST PROTECTED(POST HYDRO)		
Exterior Surface Prep.	PICKLED		
Finish	ONE COAT OF SHOP PRIMER		
Insulation	NONE		
Checked By:	<i>[Signature]</i>		Date: OCT 26 2009
Approved By:	<i>[Signature]</i>		Date: OCT 26 2009



THIS DRAWING IS SOLE PROPERTY OF BIDELL EQUIPMENT AND SHALL NOT BE REPRODUCED, COPIED, LENT, ALTERED NOR USED FOR ANY PURPOSE OTHER THAN WHICH IT IS FURNISHED EXCEPT WITH THE WRITTEN PERMISSION OF BIDELL EQUIPMENT

0	09-10-27	CP	DR	ISSUED FOR CONSTRUCTION					
REV	DATE	BY	APPR	DESCRIPTION					
REVISIONS									
DRAWN	CP			STAGE 2 SUCTION BOTTLE					
DATE	09-10-26			16" OD x 5'-6" S/S					
SCALE	1" = 1'-0"								
BIDELL EQUIPMENT				CUSTOMER:		TALISMAN ENERGY INC.			
GAS COMPRESSION				PROJECT:		GLACIER			
6900 - 112th AVENUE S.E. CALGARY, AB T2C 4Z1				JOB NUMBER:		08-533			
PHONE: (403) 235-5877 FAX: (403) 272-7749				DRAWING NUMBER:		08-533-512C		REVISION: 0	
								SHEET: 1/2	

SHELL LAYOUT BY: _____
 NOZZLE FIT BY: _____
 HEAD LAYOUT BY: _____
 FINAL ASSEMBLY BY: _____

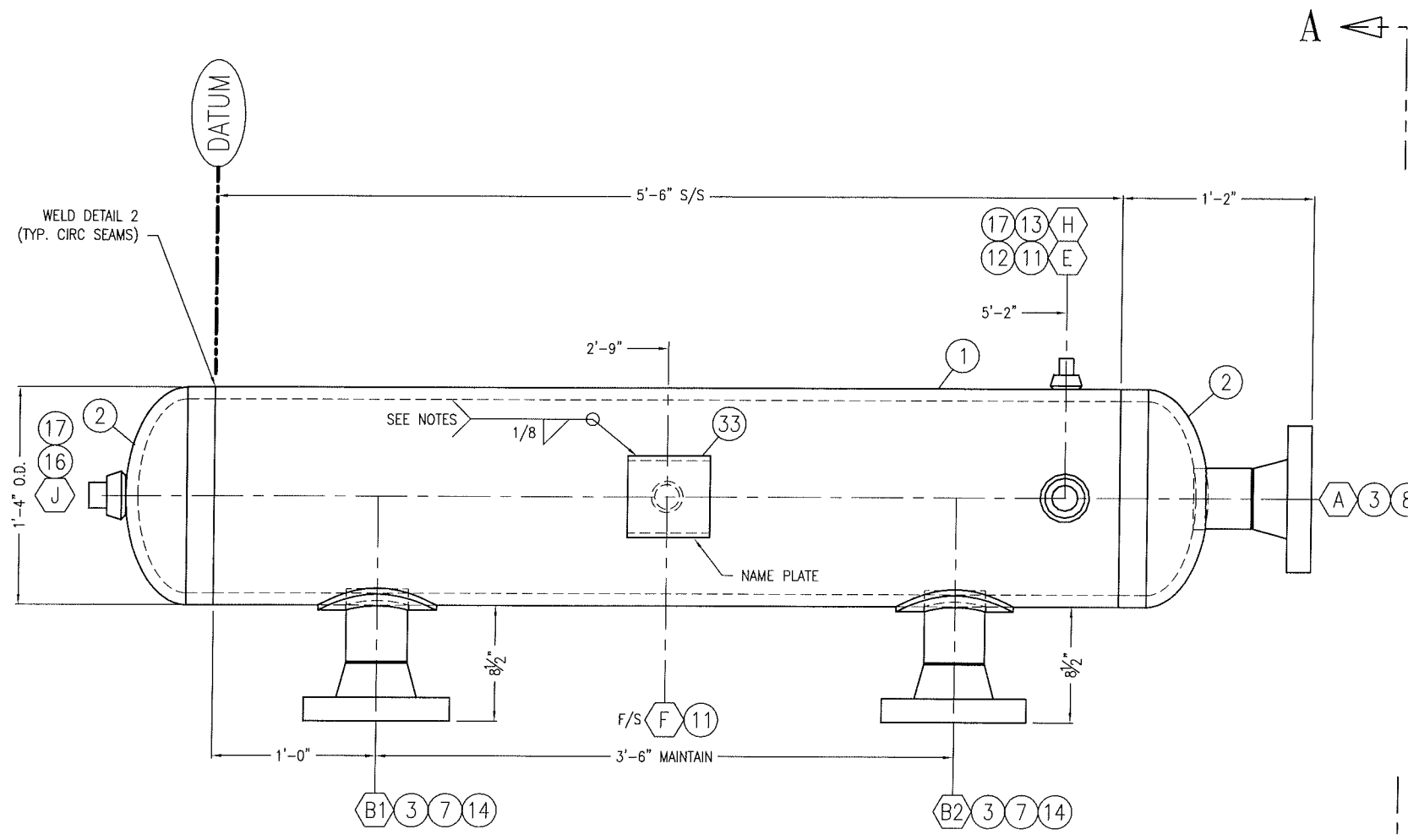
BILL OF MATERIAL

Item	No. Req'd	Part Number	Size	Description	Mat'l Spec.	HEAT No/CODE
1	1	PIP-01604	16"	SCH 80 SMLS PIPE x 5'-6" LG (MIN THK 0.7385")	SA-106-B	
2	2	VES-H1608	16"	OD x 7/8" Nom t 2:1 SE HEAD c/w 2" SF (MIN THK 0.750")	SA-516-70N	
3	3	BWF-A39G	4"	600# RFWN FLANGE - SCH XXH BORE	SA-105N	
7	2	PIP-00409	4"	SCH XXH SMLS PIPE x 5 5/8" LG - BOE,POE	SA-106-B	
8	1	PIP-00409	4"	SCH XXH SMLS PIPE x 4 1/2" LG - BOE,POE	SA-106-B	
11	2	FS-D243	3/4"	6000# FS THREDOLET ON 16" RUN	SA-105N	
12	1	FS-9240	3/4"	6000# FS HEX PLUG	SA-105N	
13	1	FS-D272	1 1/2"	6000# FS THREDOLET ON 16" RUN	SA-105N	
14	2	PIP-01600	3/8"	t REPAD x 4 5/8" ID x 8 5/8" OD	SA-106-B	
16	1	FS-D274	1 1/2"	6000# FS THREDOLET ON FLAT RUN	SA-105N	
17	2	FS-9270	1 1/2"	6000# FS HEX PLUG	SA-105N	
33	1	VES-601	6"x6"	ASME NAME PLATE MOUNTING BRACKET	SA-516-70N	

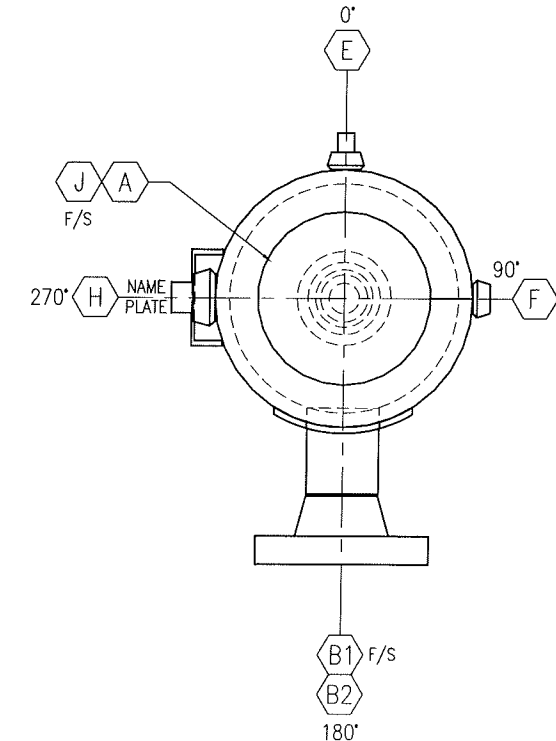
WELD I.D./WELDER SYMBOLS/FIT-UP

Weld I.D.	Weld Procedure	Welder Symbol	Fit-Up Exam.	Verify Type 1 Joint	Ref. Number	Weld Procedure	Welder Symbol	Fit-Up Exam.	Cat B'	Cat C'	Cat D'	Pad
L-					A							
L-					B							
L-					C							
L-					D							
C-					E							
C-					F							
C-					G							
C-					H							
C-					J							
C-					K							
C-					L							
C-					M							
C-					N							
C-					P							

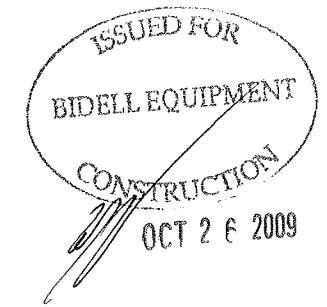
S/N: 08-533-512C



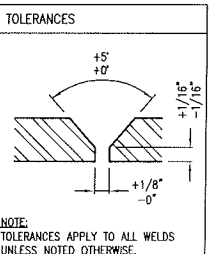
ELEVATION VIEW
NOT TRUE ORIENTATION



VIEW A-A
TRUE ORIENTATION



THIS DRAWING IS SOLE PROPERTY OF BIDELE EQUIPMENT AND SHALL NOT BE REPRODUCED, COPIED, LENT, ALTERED NOR USED FOR ANY PURPOSE OTHER THAN WHICH IT IS FURNISHED EXCEPT WITH THE WRITTEN PERMISSION OF BIDELE EQUIPMENT



NOTE: TOLERANCES APPLY TO ALL WELDS UNLESS NOTED OTHERWISE.

BIDELL EQUIPMENT

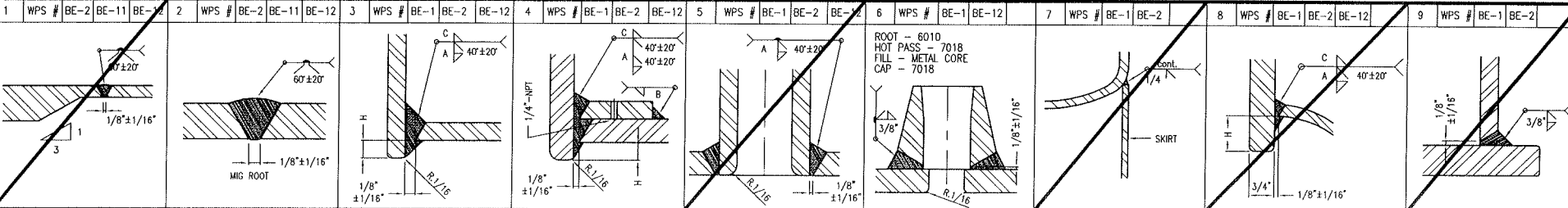
 6900 - 112th AVENUE S.E.

 CALGARY, AB T2C 4Z1

 PHONE: (403) 235-5877

 FAX: (403) 272-7749


Ref.	Size	Rating	Type	Service	Weld Proc.	FILLET WELD SIZE			PROJECTION		Repad	
						W.D.	A (W41)	B (W42)	C (W43)	H		EXT. PROJ.
A	4"	600#	RFWN	GAS INLET		2,3	3/8"	-	0"	0"	AS NOTED	NO
B _{1,2}	4"	600#	RFWN	GAS OUTLET / DRAIN		2,4	3/8"	5/16"	0"	0"	8 1/2"	YES
C												
D												
E	3/4"	6000#	TOL	FUTURE DELTA PI PLUGGED		6	3/8"	-	-	-	-	-
F	3/4"	6000#	TOL	FUTURE PRESS CONNECTION		6	3/8"	-	-	-	-	-
G												
H	1 1/2"	6000#	TOL	INSPECTION OPENING		6	3/8"	-	-	-	-	-
J	1 1/2"	6000#	TOL	INSPECTION OPENING		6	3/8"	-	-	-	-	-
K												
L												
M												



NOTES:

1. DO NOT SCALE THIS DRAWING
2. FOR TACK WELDS AND ATTACHMENT WELDS USE BE-1/BE-2
3. FOLLOWING MAT'LS CONSTITUTE ACCEPTABLE ALTERNATES:
 USE SA-333-6 IN PLACE OF SA-106-B
 USE SA-350-LF2 CLASS 1 IN PLACE OF SA-105N
 USE SA-420-WPL6 IN PLACE OF SA-234-WPB
4. CRN'S REQ'D FOR AB, BC & SK
5. ALL REPADS, POISON PADS, SADDLES, ETC (IF APPLICABLE) REQUIRE ONE 1/4" NPT WEEP HOLE EACH (AT LOWEST POINT)
6. ALL REPADS SHOWN WITH SOLID LINES SHALL BE ONE PIECE NO SPLIT PERMITTED
7. ALL REPADS SHOWN WITH HIDDEN LINES ARE FOR MECHANICAL REINFORCEMENT ONLY
8. SUCTION BOTTLE DRAINS TO HAVE 1/4" WEEP HOLE/SLOT ABOVE INTERNAL WELD, BOTH SIDES OF PIPE
9. SCRUBBER DRAINS CONTOURED FLUSH TO VESSEL I.D.
10. WITH THE EXCEPTION OF DRAIN CONNECTIONS, SHOP MAY ADD ADDITIONAL INTERNAL PROJECTION AND INTERNAL WELD FOR EASE OF FABRICATION
11. FLANGE BOLT HOLES TO STRADDLE NATURAL CENTERLINES OF THE VESSEL UNLESS OTHERWISE SPECIFIED
12. TOLERANCES TO BE WITHIN BIDELL STANDARD UNLESS OTHERWISE SPECIFIED
13. 2" THREADOLET TO HAVE MAX. HOLE OF NO GREATER THAN 2 1/8" O.D.

U	Vessel to be constructed in strict accordance with the ASME Code for Pressure Vessels Section VIII Div. 1, 2007 Edition, 2008 Addenda.			
		MAWP		HYDROTEST PRESS
	Internal	1287 PSIG		1674 PSIG
	External	ATMOS		ATMOS
Temperature	350°F		AMBIENT	
Min. Design Metal Temp.		-20°F @ 1287 PSIG		
Radiography		RT-1		
Corr. Allowance		0.125 in	3.18 mm	
Impact Tests		NIL PER UG-20(f)1-5		
Postweld Ht Tr:		1150°F±25°F/1 HOUR		
Wt, full of water	lb	kg	Shipping Wt.	940 lb 426 kg
Volume		6.95 ft ³		0.197 m ³
Service:		SOUR GAS SERVICE		
Registration Numbers:		WP 2111.2		AQP 1338
Special Procedures:				
Serial No.		08-533-521B		
CRN:				
National Board Number:				
LSD:		16-15-76-13 W6M		
Interior Surface Prep.		PICKLED & RUST PROTECTED(POST HYDRO)		
Exterior Surface Prep.		PICKLED		
Finish		ONE COAT OF SHOP PRIMER		
Insulation		NONE		
Checked By:		Date: 09-09-11		
Approved By: <i>[Signature]</i>		Date: SEP 16 2009		



THIS DRAWING IS SOLE PROPERTY OF BIDELL EQUIPMENT AND SHALL NOT BE REPRODUCED, COPIED, LENT, ALTERED NOR USED FOR ANY PURPOSE OTHER THAN WHICH IT IS FURNISHED EXCEPT WITH THE WRITTEN PERMISSION OF BIDELL EQUIPMENT

0 09-09-09 NP LS ISSUED FOR CONSTRUCTION					
REV	DATE	BY	APPR	DESCRIPTION	
REVISIONS					
DRAWN	NP			STAGE 1 DISCHARGE BOTTLE 16" OD x 5'-6" S/S	
DATE	09-09-09				
SCALE	1" = 1'-0"				
		CUSTOMER:		TALISMAN ENERGY INC.	
		PROJECT:		GLACIER	
6900 - 112th AVENUE S.E. CALGARY, AB T2C 4Z1		JOB NUMBER:		08-533	
PHONE: (403) 235-5877 FAX: (403) 272-7749		DRAWING NUMBER:		08-533-521B	
				REVISION:	0
				SHEET:	1/2

SHELL LAYOUT BY: _____
 NOZZLE FIT BY: _____
 HEAD LAYOUT BY: _____
 FINAL ASSEMBLY BY: _____

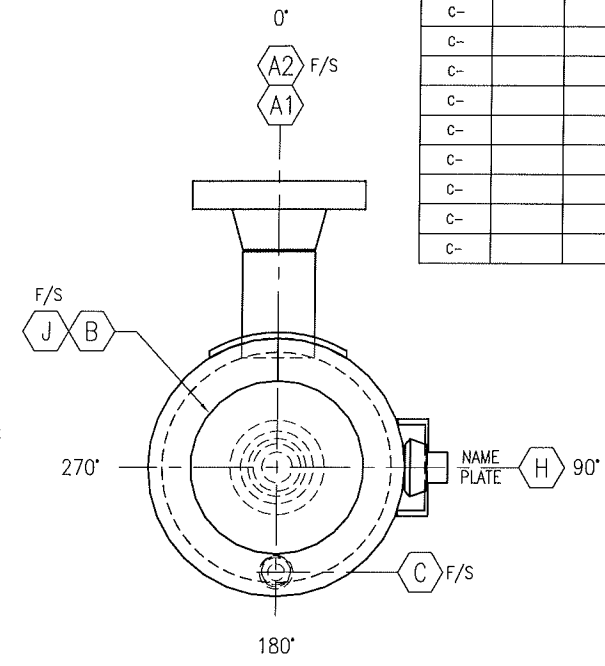
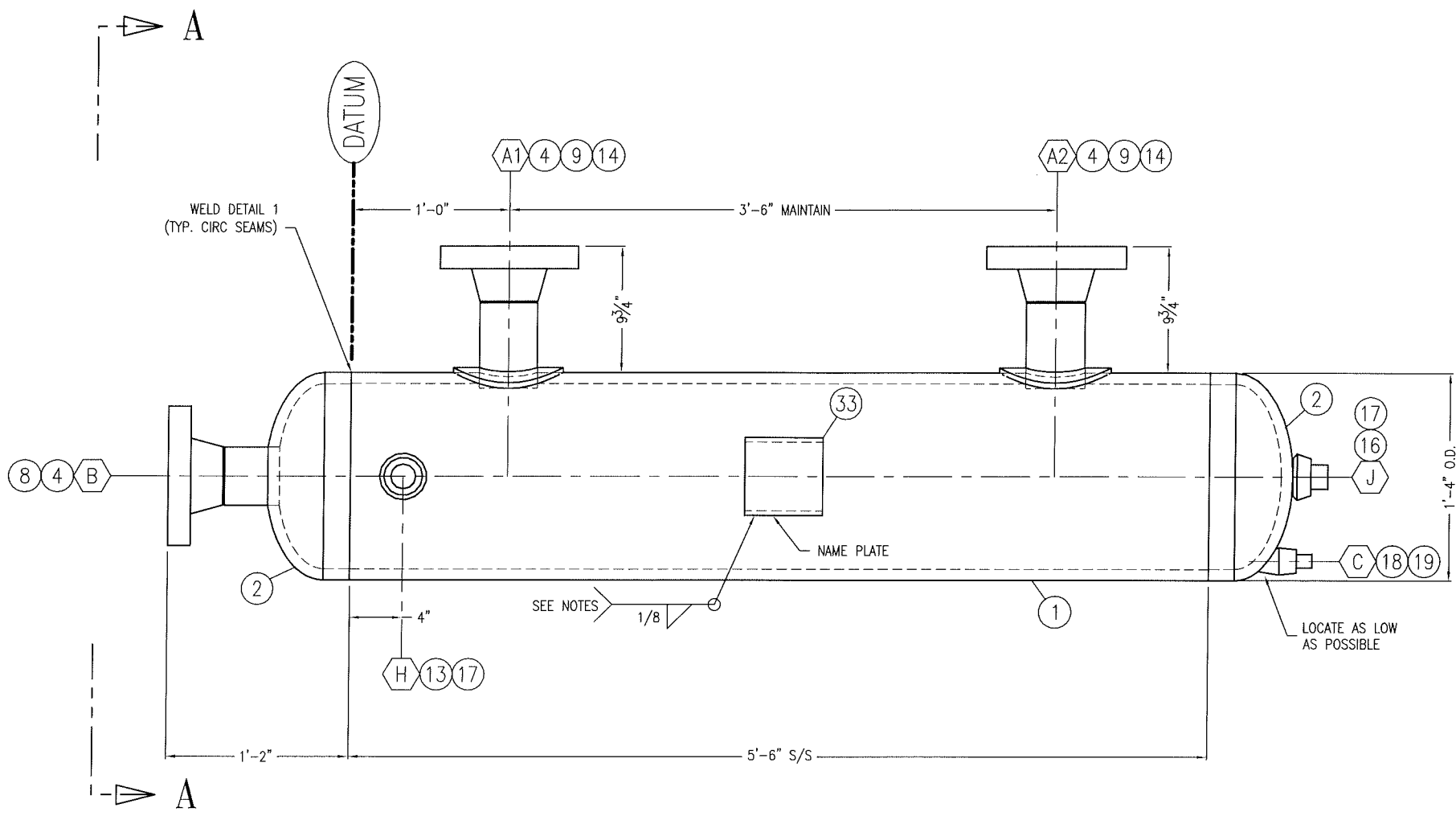
BILL OF MATERIAL

Item	No. Req'd	Part Number	Size	Description	Mat'l Spec.	HEAT No/CODE
1	1	PIP-01604	16"	SCH 80 SMLS PIPE x 5'-6" LG (MIN THK 0.7385")	SA-106-B	
2	2	VES-H1607	16"	OD x 7/8" Nom t 2:1 SE HEAD c/w 2" SF (MIN THK 0.7500")	SA-516-70N	
4	3	BWF-A39G	4"	600# RFWN FLANGE - SCH XXH BORE	SA-105N	
8	1	PIP-00409	4"	SCH XXH SMLS PIPE x 4 1/2" LG - BOE,POE	SA-106-B	
9	2	PIP-00409	4"	SCH XXH SMLS PIPE x 7" LG - BOE,POE	SA-106-B	
13	1	FS-D272	1 1/2"	6000# FS THREDOLET ON 16" RUN	SA-105N	
14	2	PIP-01600	3/8"	t REPAD x 4 5/8" ID x 8 5/8" OD	SA-106-B	
16	1	FS-D274	1 1/2"	6000# FS THREDOLET ON FLAT RUN	SA-105N	
17	2	FS-9270	1 1/2"	6000# FS HEX PLUG	SA-105N	
18	1	FS-E210	3/4"	6000# FS ELBOLET	SA-105N	
19	1	FS-9240	3/4"	6000# FS HEX PLUG	SA-105N	
33	1	VES-601	6"x6"	ASME NAME PLATE MOUNTING BRACKET	SA-516-70N	

WELD I.D./WELDER SYMBOLS/FIT-UP

Weld I.D.	Weld Procedure	Welder Symbol	Fit-Up Exam.	Verify 1 Joint	Type	Ref. Number	Weld Procedure	Welder Symbol	Fit-Up Exam.	Cat B'	Cat C'	Cat D'	Pad
L-						A							
L-						B							
L-						C							
L-						D							
C-						E							
C-						F							
C-						G							
C-						H							
C-						J							
C-						K							
C-						L							
C-						M							
C-						N							

S/N: 08-533-521B



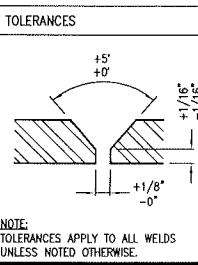
VIEW A-A
TRUE ORIENTATION

ELEVATION VIEW
NOT TRUE ORIENTATION

THIS DRAWING IS SOLE PROPERTY OF BIDELL EQUIPMENT AND SHALL NOT BE REPRODUCED, COPIED, LENT, ALTERED NOR USED FOR ANY PURPOSE OTHER THAN WHICH IT IS FURNISHED EXCEPT WITH THE WRITTEN PERMISSION OF BIDELL EQUIPMENT

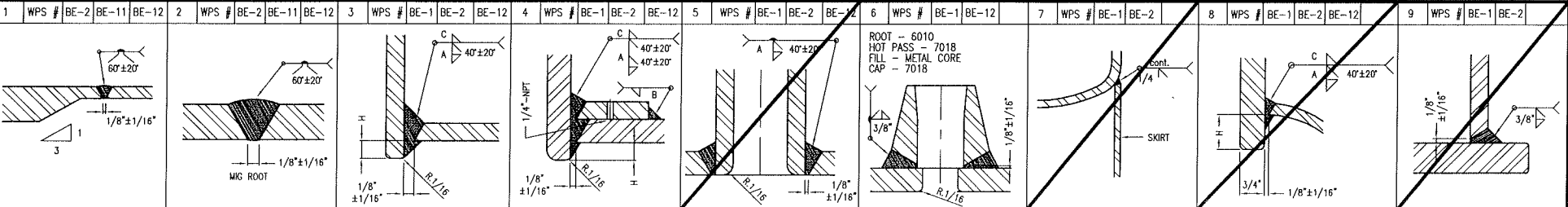
NOZZLE SCHEDULE

Ref.	Size	Rating	Type	Service	Weld Proc.	FILLET WELD SIZE				PROJECTION		Repad
						W.D.	A (W41)	B (W42)	C (W43)	H	EXT. PROJ.	
A _{1,2}	4"	600#	RFWN	GAS INLET		2,4	3/8"	5/16"	0"	0"	9 3/4"	YES
B	4"	600#	RFWN	GAS OUTLET		2,3	3/8"	-	0"	0"	AS NOTED	NO
C	3/4"	6000#	EOL	DRAIN		6	3/8"	-	-	-	-	-
D												
E												
F												
G												
H	1 1/2"	6000#	TOL	INSPECTION OPENING		6	3/8"	-	-	-	-	-
J	1 1/2"	6000#	TOL	INSPECTION OPENING		6	3/8"	-	-	-	-	-
K												
L												
M												
N												

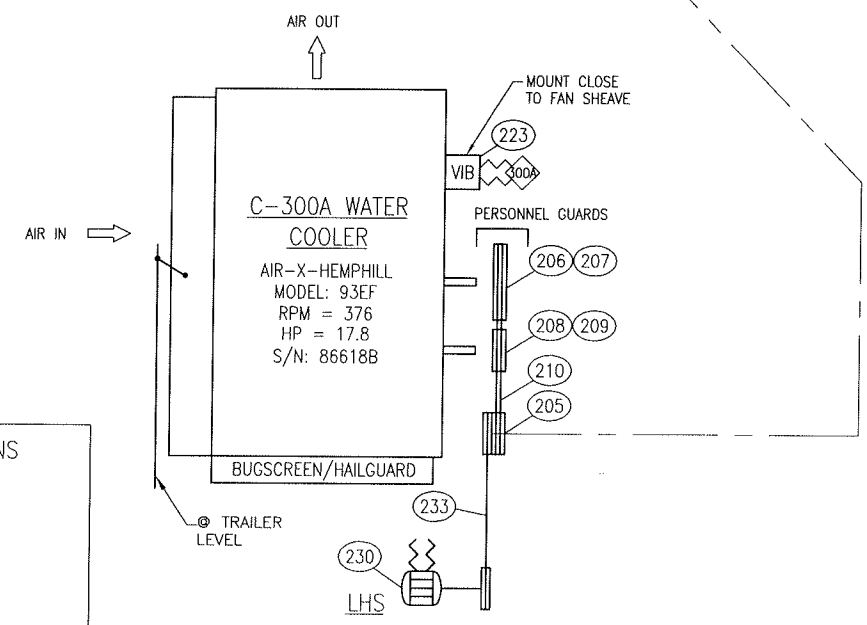
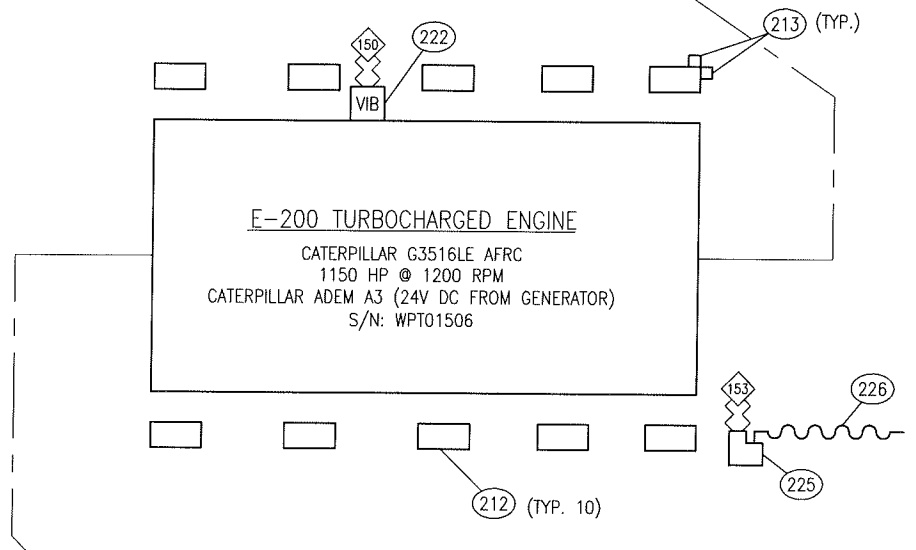
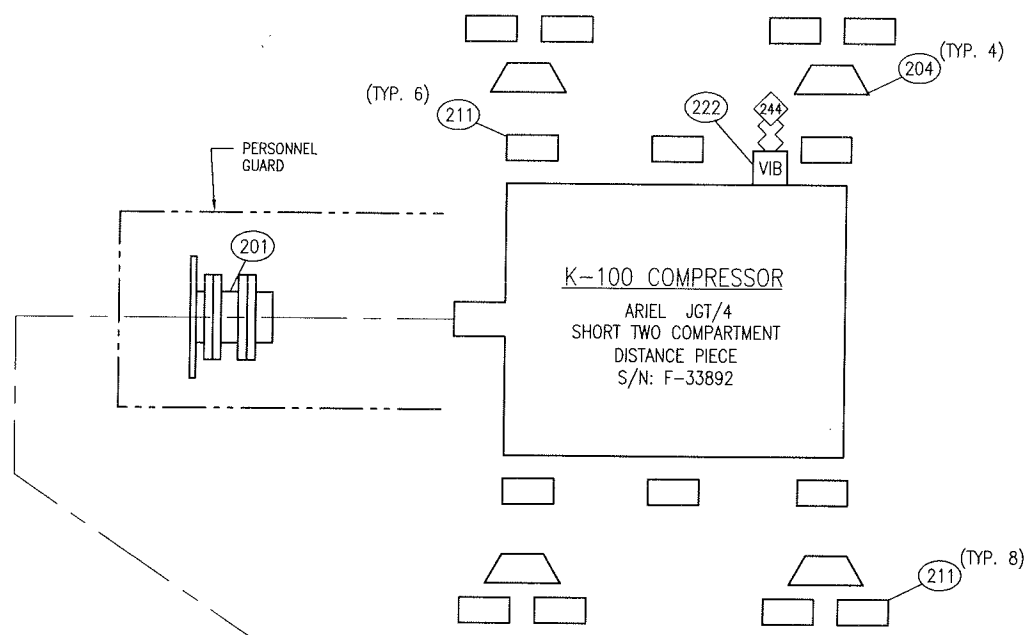


NOTE: TOLERANCES APPLY TO ALL WELDS UNLESS NOTED OTHERWISE.

BIDELL EQUIPMENT
6900 - 112th AVENUE S.E. CALGARY, AB T2C 4Z1
PHONE: (403) 235-5877 FAX: (403) 272-7749
GAS COMPRESSION



THIS DRAWING IS SOLE PROPERTY OF BIDE LL EQUIPMENT AND SHALL NOT BE REPRODUCED, COPIED, LENT, ALTERED NOR USED FOR ANY PURPOSE OTHER THAN WHICH IT IS FURNISHED EXCEPT WITH THE WRITTEN PERMISSION OF BIDE LL EQUIPMENT



ELECTRICAL TERMINATIONS

150	VIBRATION ENGINE
153	ENGINE OVERSPEED
244	VIBRATION COMPRESSOR
300A	VIBRATION COOLER (WATER)

BILL OF MATERIALS			
MK	QTY	PART NUMBER	DESCRIPTION
201	1	DC-6606-GK	COUPLING, "TB WOODS" MODEL FSH-60-26, MACHINED AS PER BIDE LL DWG G3516/JGE4-JGK4 C/W STANDARD ALLOY STEEL FLEX PACKS & INTEGRAL HARDWARE
204	4	COM-A40	SUPPORT, COMPRESSOR DISTANCE PIECE, JCH:E FRAME, "ARIEL" MODEL D-1524
205	0	CAT-8N-6564	SHEAVE, ENGINE, SIX "B" GROOVE, 9.4" PD (9.75" OD), "CATERPILLAR" P/N 8N-6564 (QTY: 1, c/w ENGINE)
206	1	SHE-2B300SF	SHEAVE, QD STYLE, TWO "B" GROOVE, 30.0" PD (30.35" OD)
207	1	BSH-SF207	BUSHING, QD STYLE, "SF" TYPE, 2 7/16" BORE, STD KEYSEAT
208	1	SHE-2B094SK	SHEAVE, QD STYLE, TWO "B" GROOVE, 9.4" PD (9.75" OD)
209	1	BSH-SK203	BUSHING, QD STYLE, "SK" TYPE, 2 3/16" BORE, STD KEYSEAT
210	2	BLT-B144	BELT, DRIVE, 'B' GROOVE, LENGTH B144
211	14	COM-A01-M1	MOUNTING BLOCK, ARIEL, REFER TO STD DWG BES-301-A01-M1
212	10	COM-C09-M1	MOUNTING BLOCK, CATERPILLAR, REFER TO STD DWG BES-301-C09-M1
213	8	PB-3.5L	ALIGNMENT BLOCK, REFER TO STD DWG BES-301-M01
222	2	VT-123	TRANSMITTER, VIBRATION, "METRIX" MODEL ST5484E-123-020-00, 0-2" IPS INPUT, 4-20ma OUTPUT, CSA CLASS 1 DIV 1, GROUPS B & D, ALARM & SHUTDOWN, FIELD CALIBRATION
223	1	VS-100	SWITCH, VIBRATION, "MURPHY" MODEL VS2-E, SPDT CONTACTS, c/w MANUAL RESET, ENTELLA APPROVED, CALIBRATE AT STARTUP
225	1	PNL-230	SPEED SENSOR, MAGNETIC, "ALTRONIC" MODEL 691118-3, 5/8-18 UNF x 3" LG, IS, CSA APPROVED
226	1	PNL-237	CABLE, SPEED SENSOR, UNSHIELDED, "ALTRONIC" MODEL 693104-5, 50 FT LG
230	1	PNL-298	GENERATOR, "CERAMAG" MODEL A-60, 60A, 3000RPM, QPS APPROVED, 24 VDC ALTERNATOR WITH FAN & BK4.0 SHEAVE, -CBOX-LVC, LOW VOLTAGE SHUTDOWN, DIGITAL DISPLAY, GPC-DC-LVC-HZ DC VOLTAGE MONITOR, C/W NEMA 4 ENCLOSURE -20" x 20" x 6", CLASS 1, DIV. 2 - B2-BOXINS, (2) BATTERY BOXES WITH (4) 12 VOLT BATTERIES P/N B-AGM-12-100, 100Ahr AGM C/W NEMA 3 ENCLOSURE 17" x 20" x 13" INSULATED
233	1	BLT-B065	BELT, DRIVE, 'B' GROOVE, LENGTH B65

AS BUILT
 SIGNED: *[Signature]* DATE NOV 17 2009

REV	DATE	BY	APPR	DESCRIPTION
B	09-11-17	CA	DR	AS BUILT
A	09-09-09	NP	LS	SOLD TO TALISMAN
0	09-06-08	CP	DR	ISSUED FOR CONSTRUCTION

BIDE LL EQUIPMENT 6900 - 112th AVENUE S.E. CALGARY, AB T2C 4Z1 PHONE: (403) 235-5877 FAX: (403) 272-7749

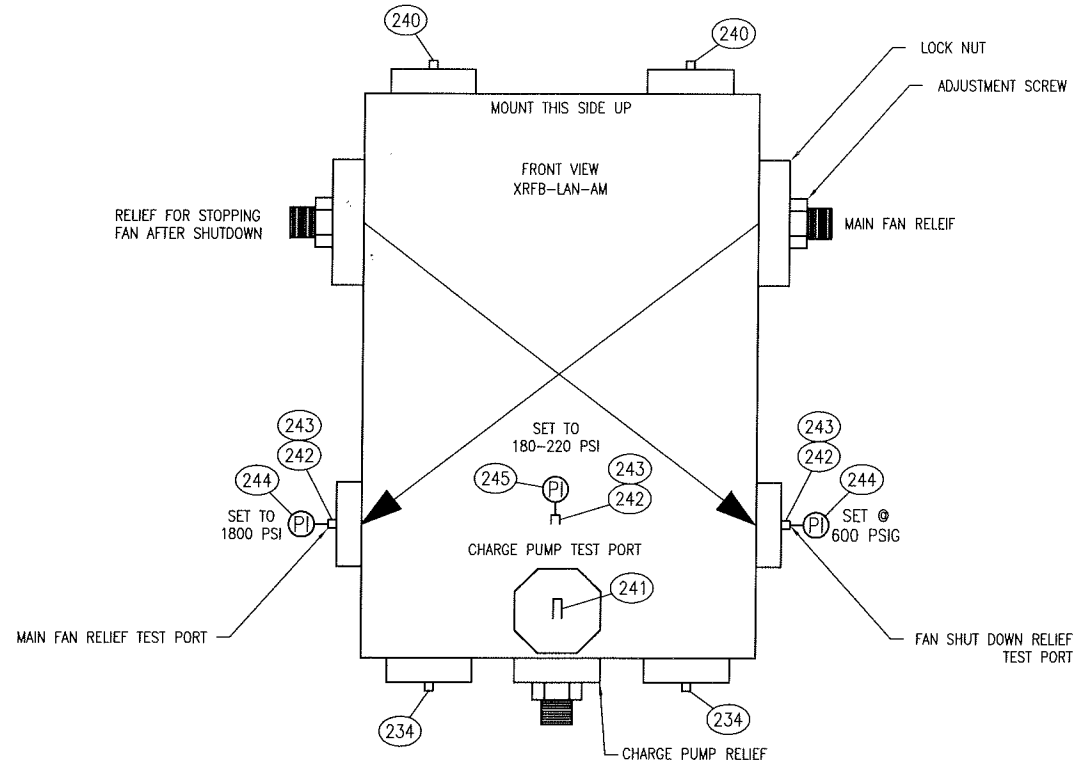
GAS COMPRESSION

DRIVE TRAIN DIAGRAM
 G3516 AFRC / ARIEL JGT/4-2 / AIR-X-HEMPHILL
 CUSTOMER: TALISMAN ENERGY INC.
 LOCATION: GLACIER
 LSD: 16-15-76-13 WGM JOB#: 08-533

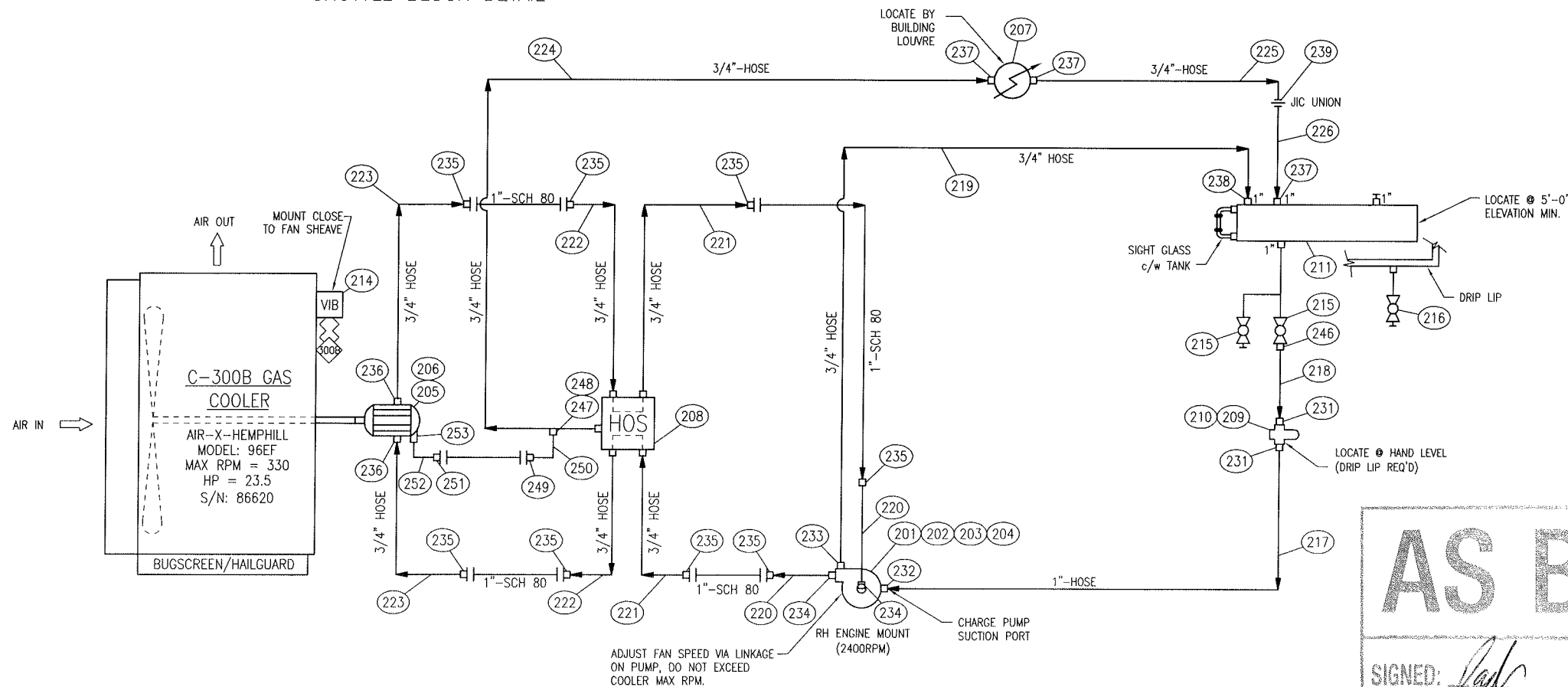
DWN	DATE	SCALE	DWG#	REV
CP	09-06-04	NTS	08-533-200	B

THIS DRAWING IS SOLE PROPERTY OF BIDELL EQUIPMENT AND SHALL NOT BE REPRODUCED, COPIED, LENT, ALTERED NOR USED FOR ANY PURPOSE OTHER THAN WHICH IT IS FURNISHED EXCEPT WITH THE WRITTEN PERMISSION OF BIDELL EQUIPMENT

RECOMMENDED HYDRAULIC OIL WEIGHT:
SUMMER - AW32 WEIGHT
WINTER - AW22 WEIGHT



ITEM #208
SHUTTLE BLOCK DETAIL



AS BUILT

SIGNED: *[Signature]* DATE NOV 17 2009

NOTES:
1. ALL FORMED HYDRAULIC PIPE TO BE SCH-80 PICKLED AND OILED, CAPPED AFTER BEING FORMED.

BILL OF MATERIALS				
MK	QTY	PART NUMBER	DESCRIPTION	
235	8	HYD-2405-12-16	ADAPTER,-12MJIC X 1"FNPT,CS	
236	2	HYD-6400-12-12-0	ADAPTER,-12MJIC X3/4" MORB,CS	
237	3	HYD-2404-12-16	ADAPTER,-12MJIC X 1"MNPT,CS	
238	1	HYD-2501-12-16-FG	ADAPTER,-12MJICX 1" MNPT,90° ELBOW,CS	
239	1	HYD-2403-12-12	ADAPTER,-12MJIC X-12MJIC,CS, UNION	
240	2	HYD-6801-12-16-NMO	ADAPTER,-12MJICX1" MORB,90° ELBOW,CS	
241	1	HYD-6801-12-10-NMO	ADAPTER,-12MJICX5/8" MORB,90° ELBOW,CS	
242	3	HYD-TEST-1620	9/16" MORB - MALE TEST PORT ADAPTER (INSTALLED IN SHUTTLE BLOCK)	
243	3	HYD-DGA-1620	1/4" MNPT - FEMALE TEST PORT ADAPTER (INSTALLED IN TEST GAUGE)	
244	2	PI-25-3000	INDICATOR, PRESS, "WGI" MODEL WJ7878P, 0-3000 PSIG, 2 1/2"	
			DIAL, 1/4"-NPT BOTTOM CONNECTION, 316LSS TUBE & SOCKET, DUAL SCALE, LF	
245	1	PI-25-0500	INDICATOR, PRESS, "WGI" MODEL WJ7860P, 0-500 PSIG, 2 1/2" DIAL, 1/4"-NPT BOTTOM CONNECTION, 316LSS TUBE & SOCKET, DUAL SCALE, LF	
246	1	HYD-2404-16-16	ADAPTER,-16MJIC X 1"MNPT,CS	
247	1	HYD-6802-12-12-FG	ADAPTER; 2MJIX12FJX12MJ,CS, TEE	
248	1	HYD-2406-12-06	ADAPTER; 12FJIC X 6MJIC, CS REDUCER	
249	1	HYD-2502-06-08-FG	ADAPTER; 06MJICX08FPIC, 90°CS	
250	1	HYD-6M3K-84	GATES MODEL 6M3K HOSE C/W 6FJX HOSE END, 6FJX90S HOSE END 90°	
251	1	HYD-2405-06-08	ADAPTER; 06MJIC X 08FPIC, CS	
252	1	HYD-6M3K-64	GATES MODEL 6M3K HOSE C/W 6FJX HOSE END, 6FJX HOSE END	
253	1	HYD-6400-06-04-0	ADAPTER; 06MJIC X 04MORB, CS	

BILL OF MATERIALS				
MK	QTY	PART NUMBER	DESCRIPTION	
201	1	HYD-72400-RFJ-04	PUMP, HYDRAULIC,-16-ORB MAIN PORTS X -12-ORB DRAIN PORT, "EATON" MODEL 72400-RFJ-04, 3.00 C.I.D., SAE-BB SPLINED SHAFT	
202	1	HYD-70142-915	COVER PLATE, HYDRAULIC PUMP,"EATON" #72400 SERIES	
203	1	HYD-ADAPT-MOUNT-1	MOUNT ADAPTOR, HYDRAULIC,SAE-C TO SAE-B, 1-1/4"THICK	
204	1	HYD-ADAPT-SPLINE-1	SPLINE ADAPTER, HYDRAULIC, MALE SAE-C TO FEMALE SAE-BB	
205	1	HYD-109-1157-006	MOTOR, HYDRAULIC, -8-ORB PORTS, "CHAR-LYNN" MODEL 109-1157-006, 12.54 CID, SAE-C SPLINED SHAFT.	
206	0	HYD-OHLA-815-14S	OVERHUNG LOAD ADAPTOR, "OHLA" MODEL 815-14S, 1-1/4" SAE-C SPLINE INPUT SHAFT, 1.5" DIA OUTPUT SHAFT W/ STANDARD KEY. (QTY: 1, c/w COOLER)	
207	1	HYD-1005-CLR-MR2560	COOLER, COMPRESSOR OIL, 1"-NPT, "THERMAL TRANSFER" MODEL MR-25-60, 150 PSIG MAWP	
208	1	HYD-XRFB-LAN-AM	VALVE, SHUTTLE, -16-ORB PORTS "SUN" MODEL XRFB-LAN-AM, 3000PSI M.A.W.P., 30 GPM	
209	1	HYD-MPS100-S-G2T	FILTER HEAD, 1 1/4"-NPT,"MP FILTRI" MODEL MPS-100-S-G2-T, SUCTION LINE (SEE DETAIL)	
210	1	HYD-CSG150-A10A	FILTER ELEMENT, "MP FILTRI" MODEL CSG-15-A10-A, 10 MICRON ABSOLUTE, NITRILE SEALS	
211	1	HYD-TANK-30	TANK, HYDRAULIC STORAGE, 30 US GALLON, "VESCOR MODEL 10030, RECTANGULAR, C/W FILL-CAP, VENT, AND LEVEL GAUGE	
214	1	VS-100	SWITCH, VIBRATION, "MURPHY" MODEL VS2-E, SPDT CONTACTS, c/w MANUAL RESET, ENTELLA APPROVED, CALIBRATE AT STARTUP	
215	2	BVSA-102FS	VALVE, BALL, 1"-NPT, "M.A. STEWART" MODEL G2, 2000# WOG, FULL PORT, 316SS BODY, PTFE SEALS, LOCKING HANDLE	
216	1	BVSA-052FS	VALVE, BALL, 1/2"-NPT, "M.A. STEWART" MODEL G2, 2000# WOG, FULL PORT, 316SS BODY, PTFE SEALS, LOCKING HANDLE	
217	1	HYD-16GMV-30	GATES MODEL 16GMV HOSE C/W 16FJX HOSE END, 16FJX45S HOSE END 45', PUMP SUCTION	
218	1	HYD-16GMV-28	GATES MODEL 16GMV HOSE C/W 16FJX HOSE END, 16FJX45S HOSE END 45', PUMP SUCTION	
219	1	HYD-12M3K-96	GATES MODEL 12M3KXTF HOSE C/W 12FJX HOSE END, 12FJX90S HOSE END 90', PUMP CASE DRAIN	
220	2	HYD-12M3K-55	GATES MODEL 12M3KXTF HOSE C/W 12FJX HOSE END, 12FJX90S HOSE END 90', CLOSED LOOP	
221	2	HYD-12M3K-259	GATES MODEL 12M3KXTF HOSE C/W 12FJX HOSE END, 12FJX90S HOSE END 90', CLOSED LOOP	
222	2	HYD-12M3K-85	GATES MODEL 12M3KXTF HOSE C/W 12FJX HOSE END, 12FJX90S HOSE END 90', SHUTTLE TO FAN MOTOR STEEL PIPES	
223	2	HYD-12M3K-64	GATES MODEL 12M3KXTF HOSE C/W 12FJX HOSE END, 12FJX HOSE END, FAN COMPARTMENT	
224	1	HYD-12M3K-125	GATES MODEL 12M3KXTF HOSE C/W 12FJX HOSE END, 12FJX90S HOSE END 90', SHUTTLE BLOCK TO COOLER	
225	1	HYD-12M3K-210	GATES MODEL 12M3KXTF HOSE C/W 12FJX HOSE END, 12FJX90S HOSE END 90', COOLER TO TANK	
226	1	HYD-12M3K-375	GATES MODEL 12M3KXTF HOSE C/W 12FJX HOSE END, 12FJX90S HOSE END 90', COOLER TO TANK	
231	2	HYD-2404-16-20	ADAPTER,-16MJIC X 1"MNPT,CS	
232	1	HYD-6801-16-16-NMO	ADAPTER,-16MJICX1" MORB,90° ELBOW,CS	
233	1	HYD-6400-12-12-0	ADAPTER,-12MJIC X3/4" MORB,CS	
234	4	HYD-6400-12-16-0	ADAPTER,-12MJIC X 1" MORB,CS	

REV	DATE	BY	APPR	DESCRIPTION
C	09-11-17	CA	DR	AS BUILT
B	09-09-09	NP	LS	SOLD TO TALISMAN
A	09-07-09	CP	DR	AS NOTED
O	09-06-08	CP	DR	ISSUED FOR CONSTRUCTION

REVISIONS

BIDELL EQUIPMENT 6900 - 112th AVENUE S.E. CALGARY, AB T2C 4Z1 PHONE: (403) 235-5877 FAX: (403) 272-7749

GAS COMPRESSION

HYDRAULIC SCHEMATIC FAN DRIVE
CATERPILLAR G3516 AFRC / ARIEL JGT/4-2 / AIR-X-HEMPHILL
CUSTOMER: TALISMAN ENERGY INC.
LOCATION: GLACIER
LSD: 16-15-76-13 W6M JOB#: 08-533

DWN	DATE	SCALE	DWG#	REV
CP	09-06-04	NTS	08-533-201	C

ELECTRICAL TERMINATIONS
VIBRATION COOLER (GAS)


NOTES:

1. DO NOT SCALE THIS DRAWING
2. FOR TACK WELDS AND ATTACHMENT WELDS USE BE-1/BE-2
3. FOLLOWING MAT'LS CONSTITUTE ACCEPTABLE ALTERNATES:
 USE SA-333-6 IN PLACE OF SA-106-B
 USE SA-350-LF2 CLASS 1 IN PLACE OF SA-105N
 USE SA-420-WPL6 IN PLACE OF SA-234-WPB
4. CRN'S REQ'D FOR AB, BC & SK
5. ALL REPADS, POISON PADS, SADDLES, ETC (IF APPLICABLE) REQUIRE ONE 1/4" NPT WEEP HOLE EACH (AT LOWEST POINT)
6. ALL REPADS SHOWN WITH SOLID LINES SHALL BE ONE PIECE NO SPLIT PERMITTED
7. ALL REPADS SHOWN WITH HIDDEN LINES ARE FOR MECHANICAL REINFORCEMENT ONLY
8. SUCTION BOTTLE DRAINS TO HAVE 1/4" WEEP HOLE/SLOT ABOVE INTERNAL WELD, BOTH SIDES OF PIPE
9. SCRUBBER DRAINS CONTOURED FLUSH TO VESSEL I.D.
10. WITH THE EXCEPTION OF DRAIN CONNECTIONS, SHOP MAY ADD ADDITIONAL INTERNAL PROJECTION AND INTERNAL WELD FOR EASE OF FABRICATION
11. FLANGE BOLT HOLES TO STRADDLE NATURAL CENTERLINES OF THE VESSEL UNLESS OTHERWISE SPECIFIED
12. TOLERANCES TO BE WITHIN BIDE LL STANDARD UNLESS OTHERWISE SPECIFIED
13. 2" THREAOLET TO HAVE MAX. HOLE OF NO GREATER THAN 2 1/8" O.D.



Vessel to be constructed in strict accordance with the ASME Code for Pressure Vessels Section VIII Div. 1, 2007 Edition, 2008 Addenda.

	MAWP	HYDROTEST PRESS
Internal	1287 PSIG	1674 PSIG
External	ATMOS	ATMOS
Temperature	350°F	AMBIENT
Min. Design Metal Temp.	-20°F @ 1287 PSIG	
Radiography	RT-1	
Corr. Allowance	0.125 in	3.18 mm
Impact Tests	NIL PER UG-20(f)1-5	
Postweld Ht Tr:	1150°F±25°F/1 HOUR	
Wt, full of water	lb	kg
	Shipping Wt.	1400 lb 635 kg
Volume	6.95 ft ³	0.197 m ³
Service:	SOUR GAS SERVICE	
Registration Numbers:	WP 2111.2	AQP 1338
Special Procedures:		
Serial No.	08-533-522B	
CRN:		
National Board Number:		
LSD:	16-15-76-13 W6M	
Interior Surface Prep.	PICKLED & RUST PROTECTED(POST HYDRO)	
Exterior Surface Prep.	PICKLED	
Finish	ONE COAT OF SHOP PRIMER	
Insulation	NONE	
Checked By:		Date: 09-09-06
Approved By:		Date: SEP 16 2009



THIS DRAWING IS SOLE PROPERTY OF BIDE LL EQUIPMENT AND SHALL NOT BE REPRODUCED, COPIED, LENT, ALTERED NOR USED FOR ANY PURPOSE OTHER THAN WHICH IT IS FURNISHED EXCEPT WITH THE WRITTEN PERMISSION OF BIDE LL EQUIPMENT

0	09-09-09	NP	LS	ISSUED FOR CONSTRUCTION
REV	DATE	BY	APPR	DESCRIPTION
REVISIONS				
DRAWN	NP	STAGE 2 DISCHARGE BOTTLE 16" OD x 5'-6" S/S		
DATE	09-09-09			
SCALE	1" = 1'-0"			
		CUSTOMER: TALISMAN ENERGY INC. PROJECT: GLACIER JOB NUMBER: 08-533 DRAWING NUMBER: 08-533-522B REVISION: 0 SHEET: 1/2		
6900 - 112th AVENUE S.E. CALGARY, AB T2C 4Z1		PHONE: (403) 235-5877 FAX: (403) 272-7749		

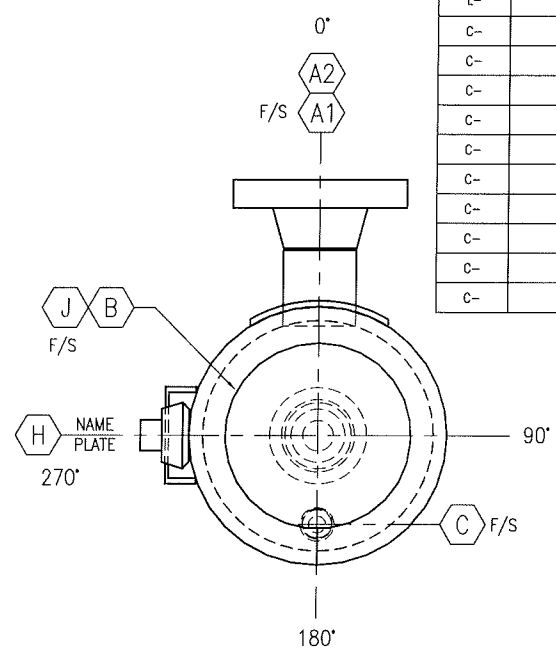
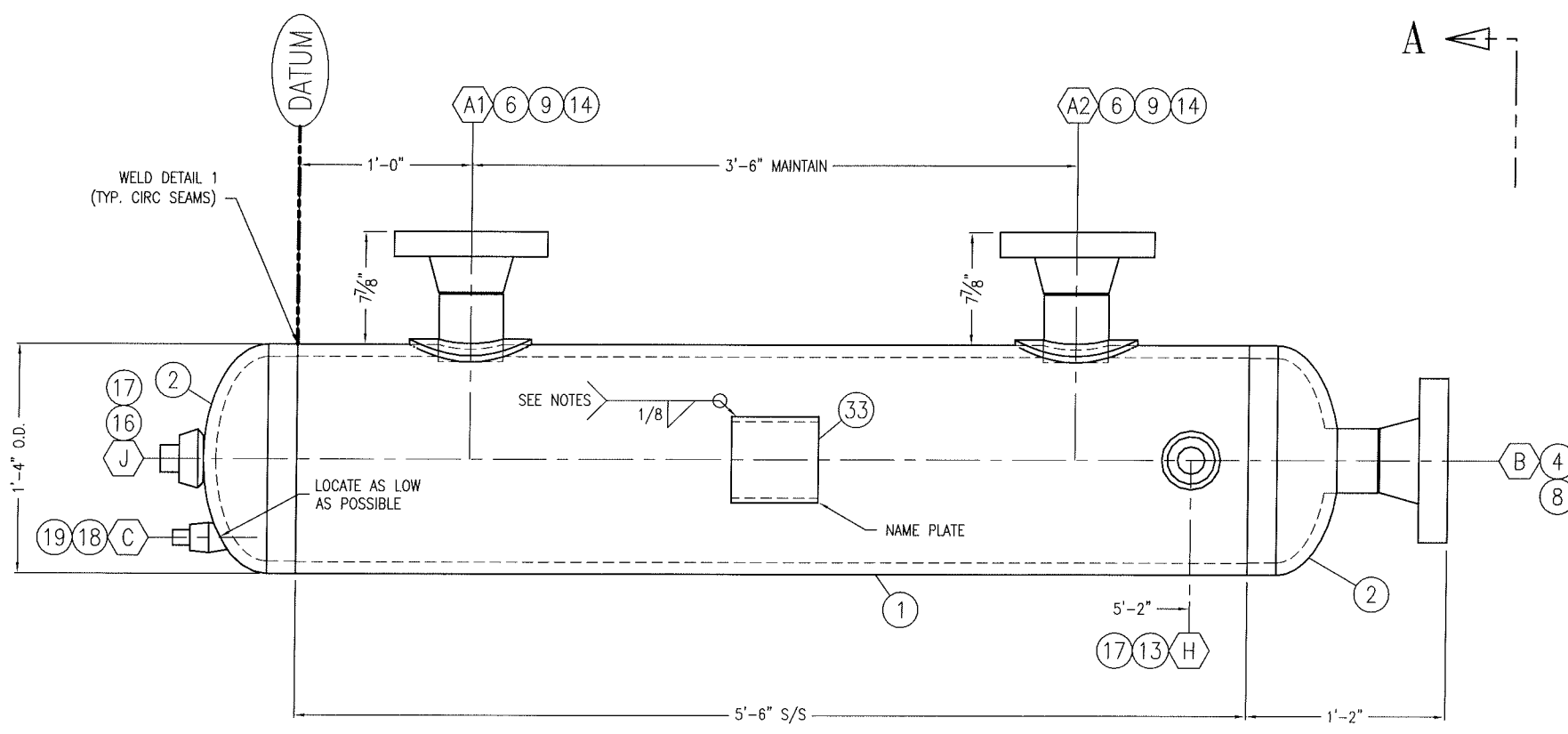
SHELL LAYOUT BY: _____
 NOZZLE FIT BY: _____
 HEAD LAYOUT BY: _____
 FINAL ASSEMBLY BY: _____

BILL OF MATERIAL

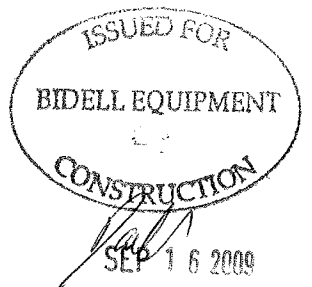
Item	No. Req'd	Part Number	Size	Description	Mat'l Spec.	HEAT No/CODE
1	1	PIP-01604	16"	SCH 80 SMLS PIPE x 5'-6" LG (MIN THK 0.7385")	SA-106-B	
2	2	VES-H1608	16"	OD x 7/8" Nom t 2:1 SE HEAD c/w 2" SF (MIN THK 0.7500")	SA-516-70N	
4	1	BWF-A49G	4"	900# RFWN FLANGE - SCH XXH BORE	SA-105N	
6	2	BWF-A39G	4"	600# RFWN FLANGE - SCH XXH BORE	SA-105N	
8	1	PIP-00409	4"	SCH XXH SMLS PIPE x 4" LG - BOE,POE	SA-106-B	
9	2	PIP-00409	4"	SCH XXH SMLS PIPE x 5" LG - BOE,POE	SA-106-B	
13	1	FS-D272	1 1/2"	6000# FS THREDOLET ON 16" RUN	SA-105N	
14	2	PIP-01600	3/8"	t REPAD x 4 5/8" ID x 8 5/8" OD	SA-106-B	
16	1	FS-D274	1 1/2"	6000# FS THREDOLET ON FLAT RUN	SA-105N	
17	2	FS-9270	1 1/2"	6000# FS HEX PLUG	SA-105N	
18	1	FS-E210	3/4"	6000# FS ELBOLET	SA-105N	
19	1	FS-9240	3/4"	6000# FS HEX PLUG	SA-105N	
33	1	VES-601	6"x6"	ASME NAME PLATE MOUNTING BRACKET	SA-516-70N	

WELD I.D./WELDER SYMBOLS/FIT-UP

Weld I.D.	Weld Procedure	Welder Symbol	Fit-Up Exam.	Verify Type 1 Joint	Ref. Number	Weld Procedure	Welder Symbol	Fit-Up Exam.	Cat B'	Cat C'	Cat D'	Pod
L-					A							
L-					B							
L-					C							
L-					D							
C-					E							
C-					F							
C-					G							
C-					H							
C-					J							
C-					K							
C-					L							
C-					M							
C-					N							
C-					P							



S/N: 08-533-522B



ELEVATION VIEW NOT TRUE ORIENTATION

VIEW A-A TRUE ORIENTATION

THIS DRAWING IS SOLE PROPERTY OF BIDELE EQUIPMENT AND SHALL NOT BE REPRODUCED, COPIED, LENT, ALTERED NOR USED FOR ANY PURPOSE OTHER THAN WHICH IT IS FURNISHED EXCEPT WITH THE WRITTEN PERMISSION OF BIDELE EQUIPMENT

TOLERANCES

+5°	+0°
+1/16"	-1/16"
+1/8"	-0"

NOTE: TOLERANCES APPLY TO ALL WELDS UNLESS NOTED OTHERWISE.

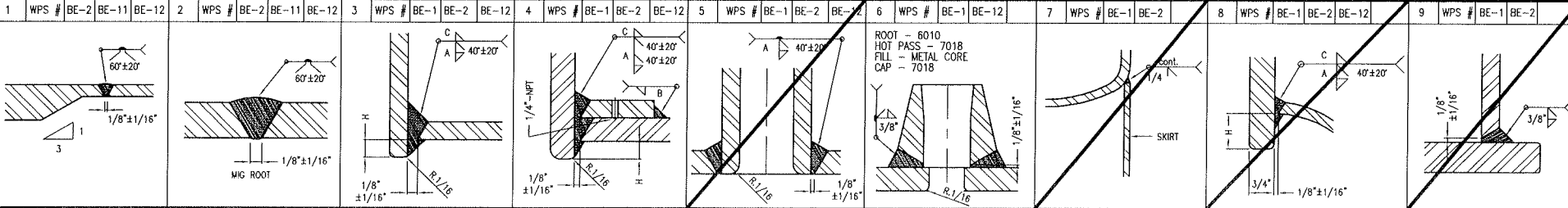
BIDELE EQUIPMENT

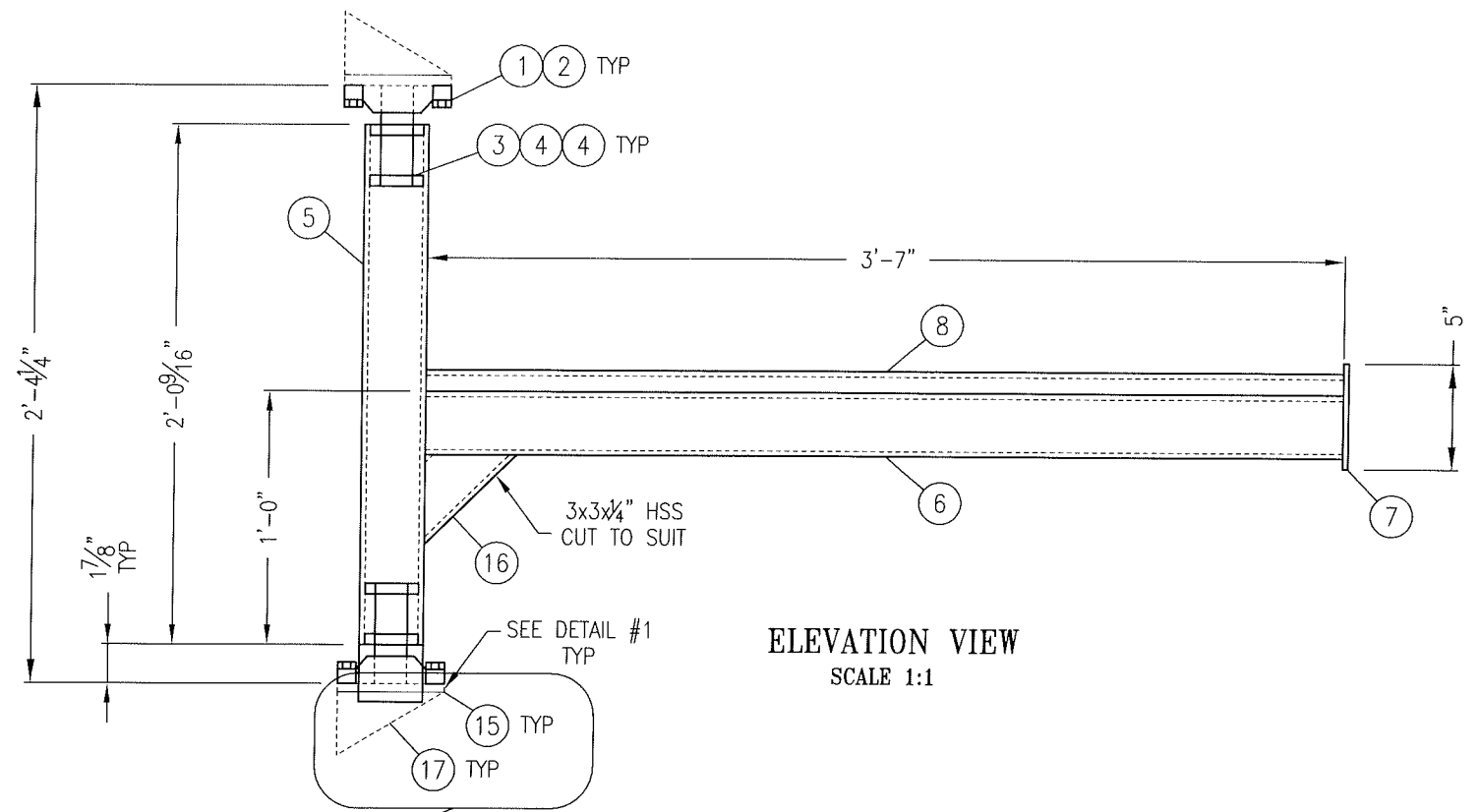
6900 - 112th AVENUE S.E. CALGARY, AB T2C 4Z1
PHONE: (403) 235-5877 FAX: (403) 272-7749

GAS COMPRESSION

NOZZLE SCHEDULE

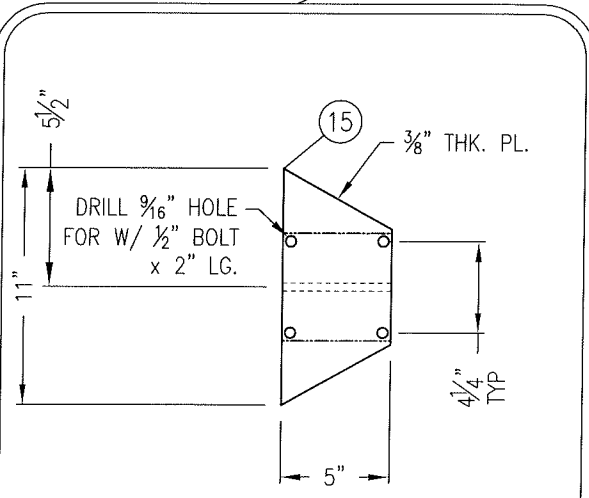
Ref.	Size	Rating	Type	Service	Weld Proc.	FILLET WELD SIZE			PROJECTION		Repod	
						W.D.	A (W41)	B (W42)	C (W43)	H		EXT. PROJ.
A1,2	4"	600#	RFWN	GAS INLET		2,4	3/8"	5/16"	0"	0"	7 7/8"	YES
B	4"	900#	RFWN	GAS OUTLET		2,3	3/8"	-	0"	0"	AS NOTED	NO
C	3/4"	6000#	EOL	DRAIN		6	3/8"	-	-	-	-	-
D												
E												
F												
G												
H	1 1/2"	6000#	TOL	INSPECTION OPENING		6	3/8"	-	-	-	-	-
J	1 1/2"	6000#	TOL	INSPECTION OPENING		6	3/8"	-	-	-	-	-
K												
L												
M												
N												



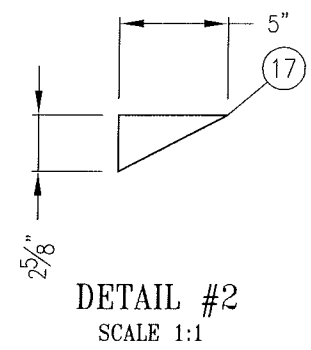


ELEVATION VIEW
SCALE 1:1

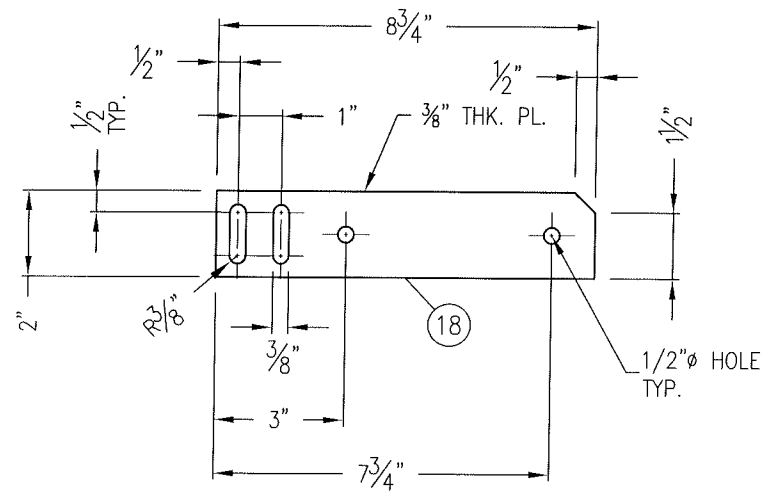
MOUNTING BRKTS IF REQ'D TO
BE WELDED TO MUFFLER SUPPORT
DRAWING XX-XXX-XXX



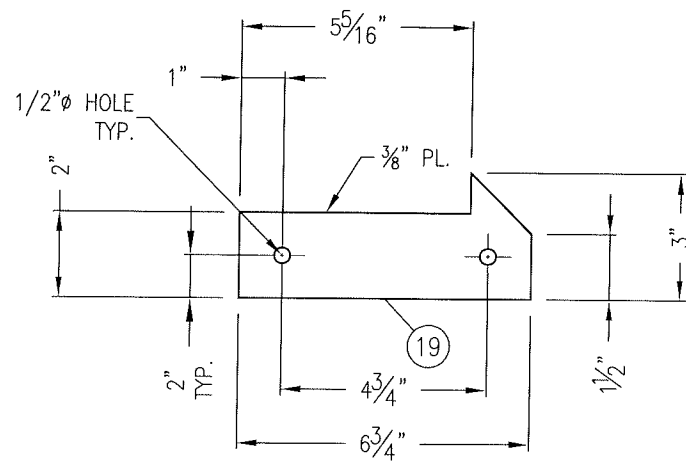
DETAIL #1
SCALE 1:1



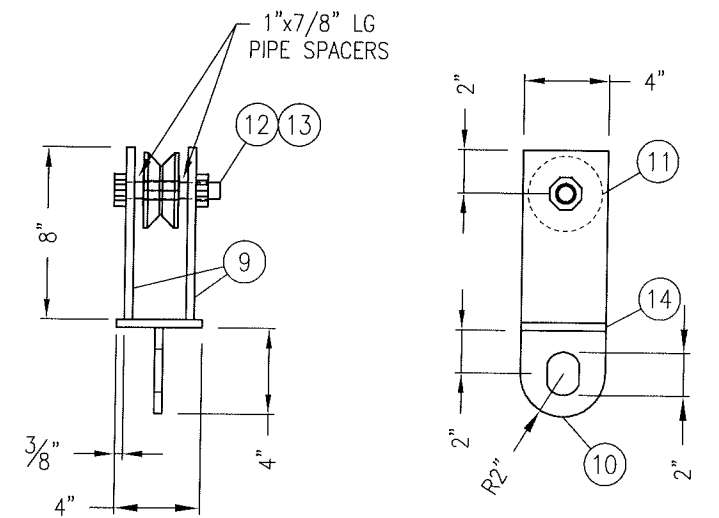
DETAIL #2
SCALE 1:1



SWING LATCH DETAIL
(ITEM #18)
SCALE 1:2



SWING LATCH DETAIL
(ITEM #19)
SCALE 1:2



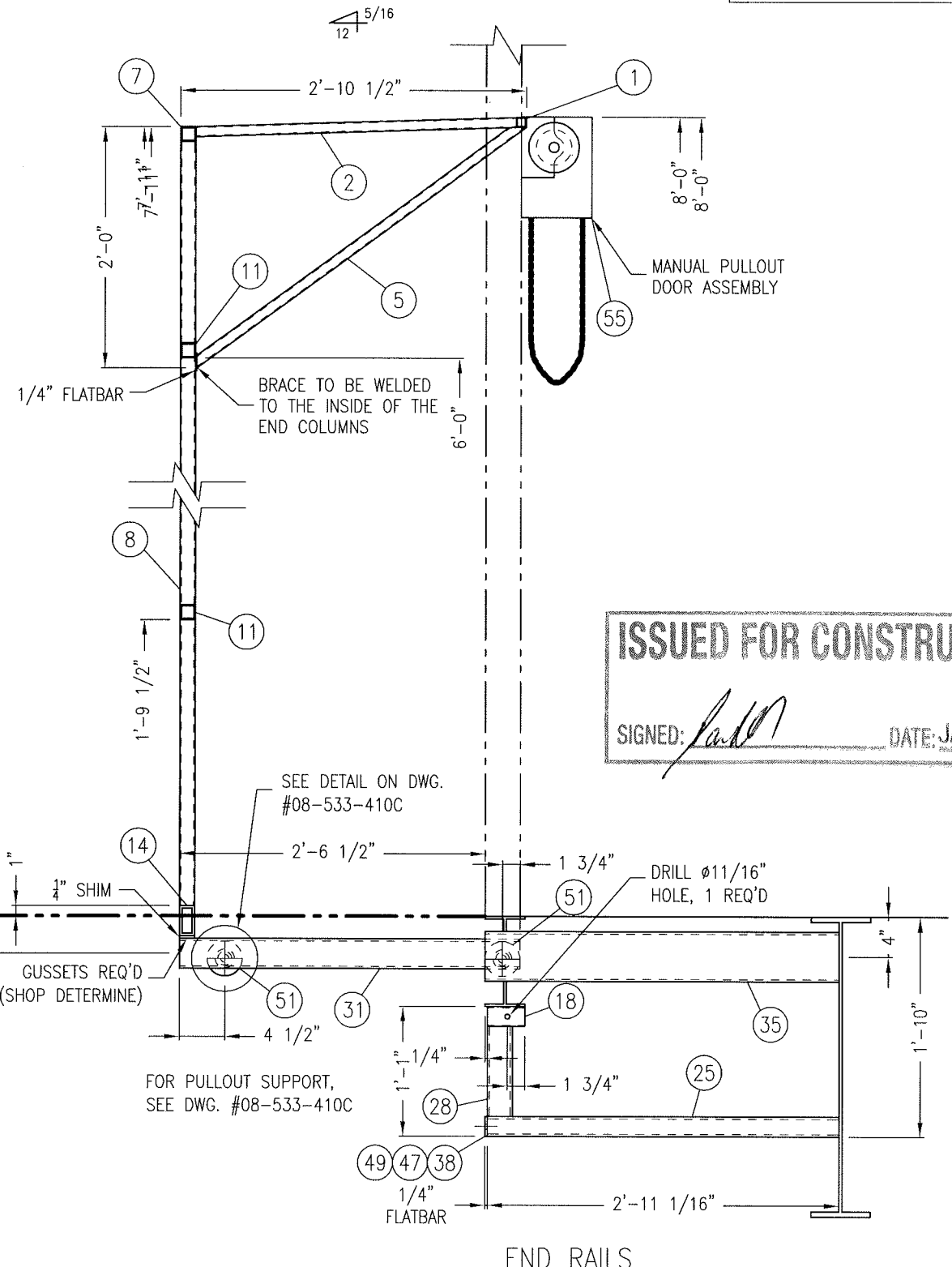
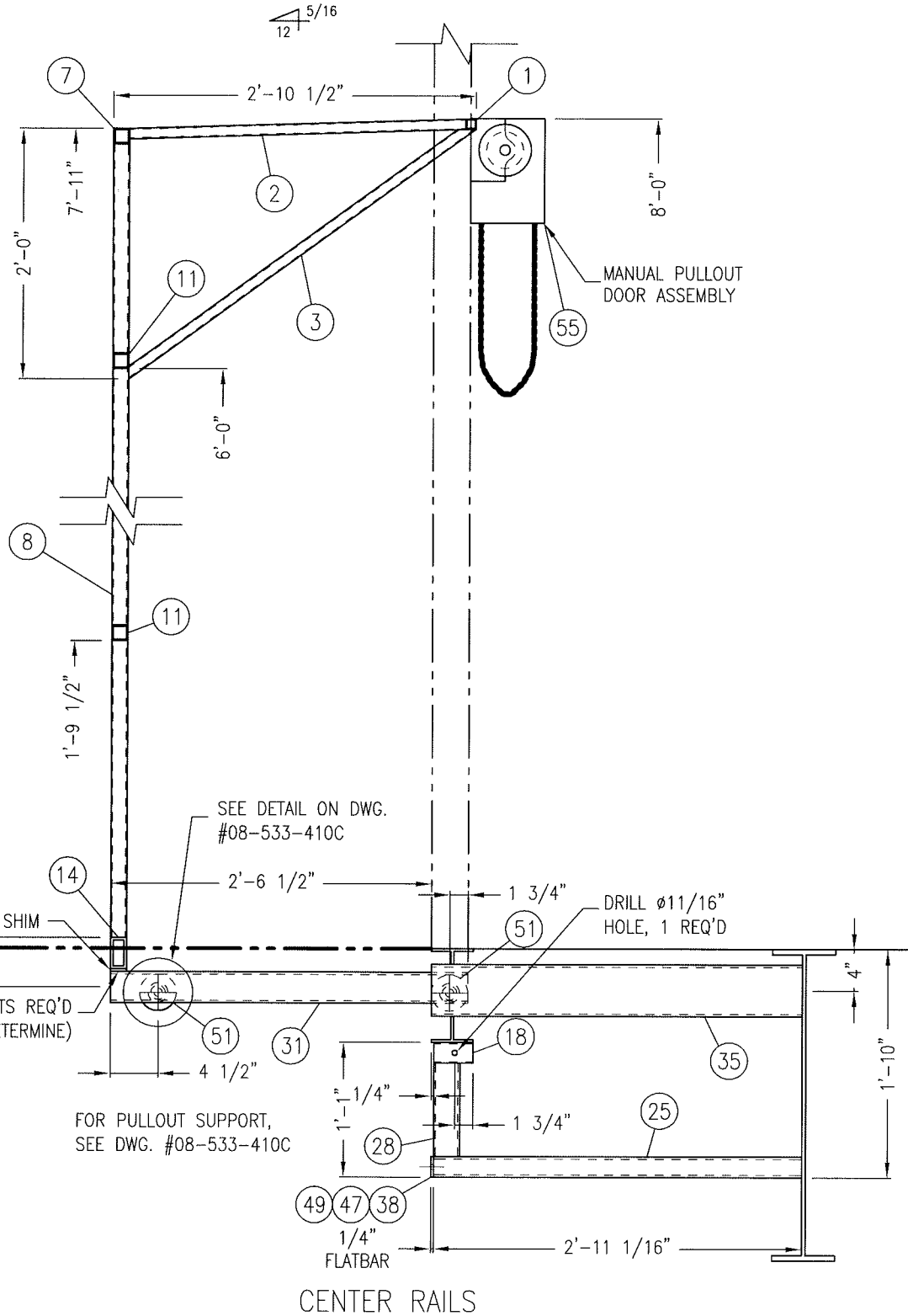
TROLLEY ASSEMBLY DETAIL
SCALE 1:1

BILL OF MATERIAL					
MARK	REQ'D	PART NUMBER	DESCRIPTION	REMARKS	LENGTH
1	2	BEA-UC208-108D1	BEARING, TYPE UC2, SERIES 2, "NTN" MODEL UC208-108D1, 1-1/2" DIA SHAFT BORE, 4000LB AXIAL, 0 LB THRUST, GREASE PORT.	-	-
2	2	BEA-F208D1	BEARING HOUSING, TYPE UCF2, SERIES 2, "NTN" MODEL F208D1, CAST IRON, GREASE PORT	-	-
3	2	STL-A1084175	1 1/2" x 4 3/4" BAR STOCK COLD ROLLED	SA-1018	4 3/4"
4	4	STL-0525	1/2"t. PLATE x 2 1/2" x 2 1/2" w/1 1/2" HOLE	SA-36/44W	2 1/2"
5	1	STL-4300	HSS 3" x 3" x 1/4"	A500-C	24 9/16"
6	1	STL-4300	HSS 3" x 3" x 1/4"	A500-C	43"
7	1	STL-0240	1/4"t. FLAT BAR x 4" x 5" LG.	SA-36/44W	5"
8	1	STL-1210	L1 1/4" x 1 1/4" x 1/4"	SA-36/44W	43"
9	2	STL-C305	1/2"t. PLATE x 4" WIDE	SA-36/44W	8"
10	1	STL-C305	1/2"t. PLATE x 4" WIDE (SEE TROLLEY)	SA-36/44W	4"
11	1	BEA-VTRY-3.5	BEARING, V-GROOVE, YOKE TRACK ROLLER, 3.05" OD, "PCI" MODEL VTRY-3.50, 0.7505" BORE, 2380LB AXIAL, 590LB THRUST, SEALED.	-	-
12	1	FST-EJ60	3/4"φ-UNC HEX HEAD BOLT	MILD STL.	6"
13	1	NPN	3/4"φ-UNC SELF LOCKING HEX HEAD NUT c/w WASHER	MILD STL.	-
14	1	STL-C305	1/2"t. PLATE x 4" WIDE	SA-36/44W	4"
15	2	STL-C303	3/8"t. PLATE x 5" WIDE (SEE DETAIL #1)	SA-36/44W	11"
16	1	STL-4300	HSS 3" x 3" x 1/4"	A500-C	6"
17	2	STL-C303	3/8"t. PLATE x 2 5/8" WIDE (GUSSET-SEE DETAIL #2)	SA-36/44W	5"
18	1	STL-C303	3/8"t. PLATE x 2" WIDE (SEE DETAIL, SHOP TO LOCATE)	SA-36/44W	8 3/4"
19	1	STL-C303	3/8"t. PLATE x 3" WIDE (SEE DETAIL, SHOP TO LOCATE)	SA-36/44W	6 3/4"

MAT'L FOR ONE JIB CRANE: BUILD TWO COMPLETE CRANES PER TRAILER

<p style="text-align: center;">ISSUED FOR CONSTRUCTION</p> <p>SIGNED: <i>[Signature]</i> DATE: AUG 11 2009</p>				<p>DRAWN CA</p> <p>DATE 09-03-31</p> <p>SCALE AS</p> <p>CHK'D BB</p>	<p>TRAILER JIB CRANE ASSEMBLY</p> <p>MAX. LIFTING CAPACITY 300 LBS</p>	
				<p style="text-align: center;">BIDELL EQUIPMENT</p> <p style="text-align: center;">GAS COMPRESSION</p> <p>6900 - 112th AVENUE S.E. CALGARY, AB T2C 4Z1 PHONE: (403) 235-5877 FAX: (403) 272-7749</p>		
0	09-08-11	BB	DR	ISSUED FOR CONSTRUCTION		CUSTOMER: BIDELL EQUIPMENT
REV	DATE	BY	APPR	DESCRIPTION		PROJECT: 08-533
				REVISIONS		PART NUMBER: TBA
						DWG NO: WCP-JIB
						REVISION: 0

THIS DRAWING IS SOLE PROPERTY OF BIDELL EQUIPMENT AND SHALL NOT BE REPRODUCED, COPIED, LENT, ALTERED NOR USED FOR ANY PURPOSE OTHER THAN WHICH IT IS FURNISHED EXCEPT WITH THE WRITTEN PERMISSION OF BIDELL EQUIPMENT

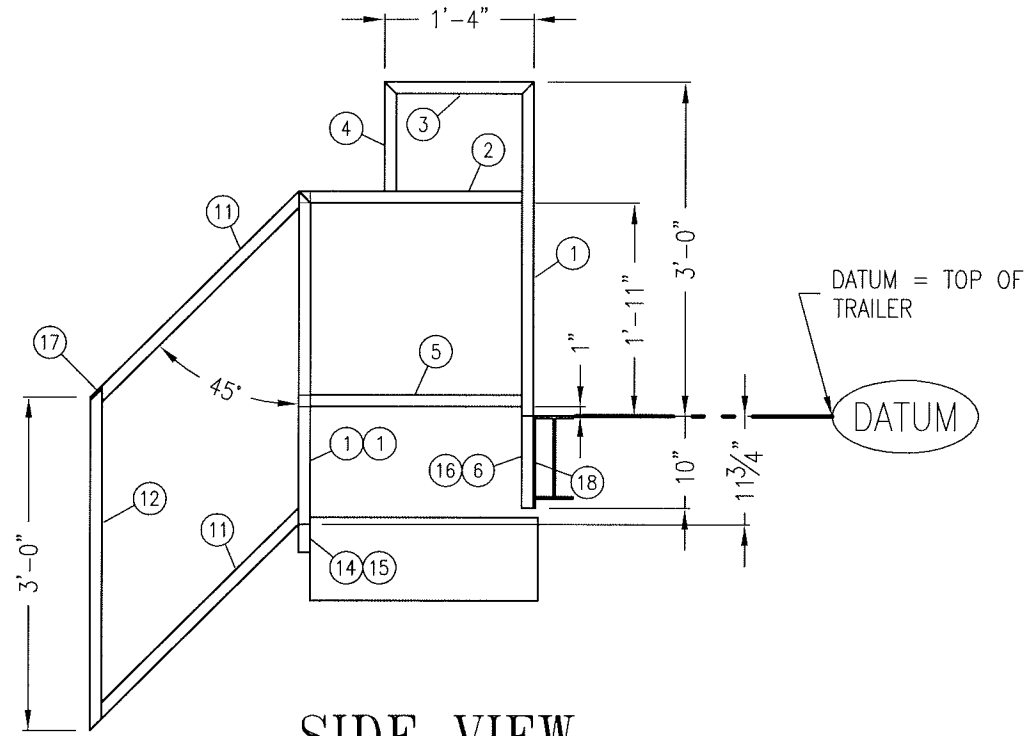


ISSUED FOR CONSTRUCTION
 SIGNED: *[Signature]* DATE: JAN 12 2009

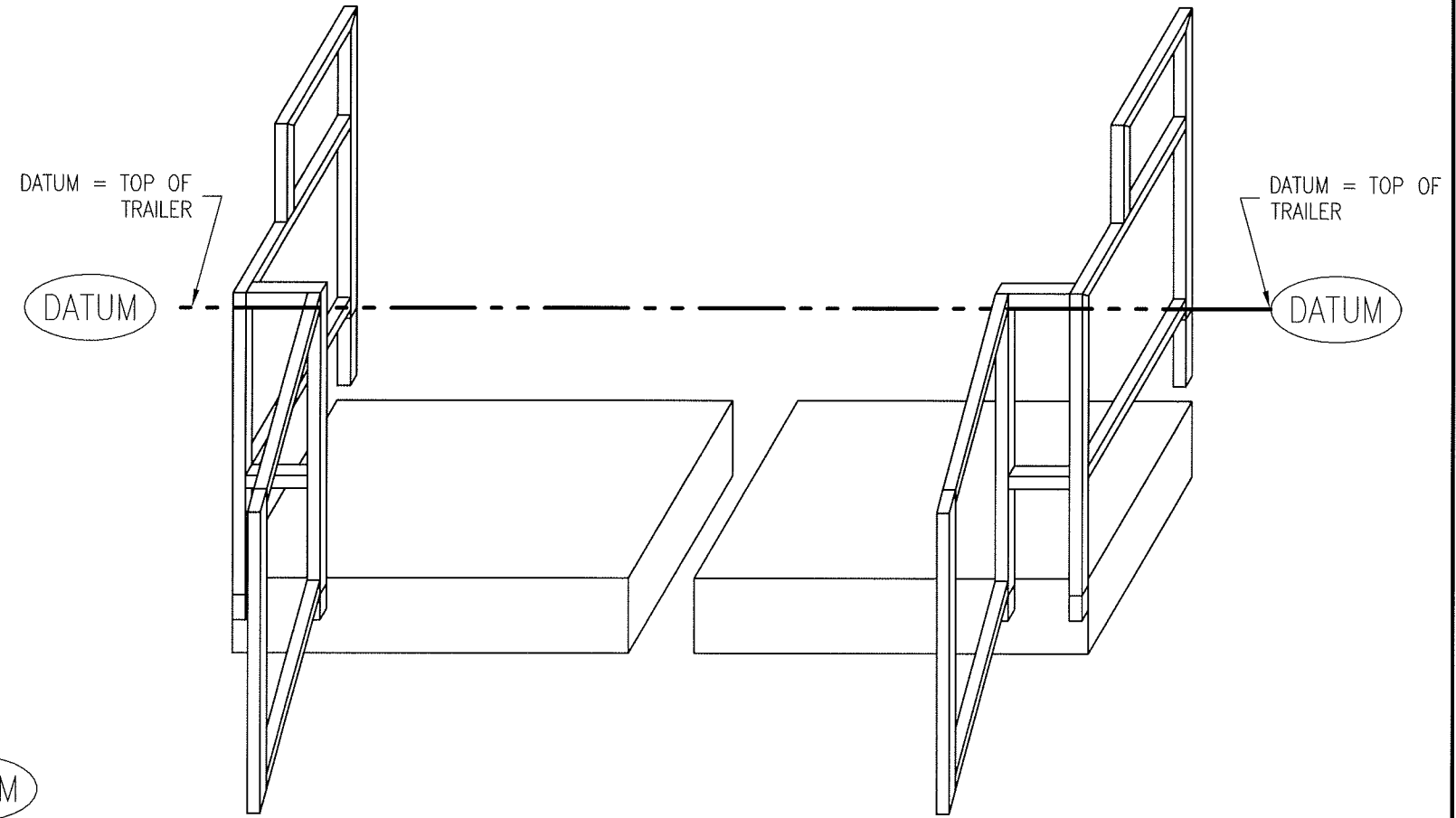
				BIDELL EQUIPMENT		6900 - 112th AVENUE S.E. CALGARY, AB T2C 4Z1 PHONE: (403) 235-5877 FAX: (403) 272-7749	
				GAS COMPRESSION			
				16'-10" X 8'-0" PULLOUT SECTIONAL VIEW G3516 AFRC / ARIEL JGT/4-2			
				CUSTOMER: FORTUNA ENERGY INC. LOCATION: TRAILER MOUNTED COMPRESSOR - MOBILE			
				LSD: PORTABLE		JOB#: 08-533	
0	08-12-22	CP	DR	ISSUED FOR CONSTRUCTION			
REV	DATE	BY	APPR	DESCRIPTION			
				REVISIONS			
DWN	DATE	SCALE	DWG#				
CP	08-12-17	N.T.S.	08-533-410A	REV 0			

THIS DRAWING IS SOLE PROPERTY OF BIDELETT EQUIPMENT AND SHALL NOT BE REPRODUCED, COPIED, LENT, ALTERED NOR USED FOR ANY PURPOSE OTHER THAN WHICH IT IS FURNISHED EXCEPT WITH THE WRITTEN PERMISSION OF BIDELETT EQUIPMENT

BILL OF MATERIAL					
MARK	REQ'D	PART NO.	DESCRIPTION	REMARKS	LENGTH
1	6	STL-4000	1 1/4" x 1 1/4" x 1/8"t. HSS	A-500-C	3'-0"
2	2	STL-4000	1 1/4" x 1 1/4" x 1/8"t. HSS	A-500-C	1'-11 3/4"
3	2	STL-4000	1 1/4" x 1 1/4" x 1/8"t. HSS	A-500-C	1'-4"
4	2	STL-4000	1 1/4" x 1 1/4" x 1/8"t. HSS	A-500-C	11 3/4"
5	2	STL-4000	1 1/4" x 1 1/4" x 1/8"t. HSS	A-500-C	1'-10 1/2"
6	2	STL-4000	1 1/4" x 1 1/4" x 1/8"t. HSS	A-500-C	10"
10	2	STL-4000	1 1/4" x 1 1/4" x 1/8"t. HSS	A-500-C	7 7/8"
11	4	STL-4000	1 1/4" x 1 1/4" x 1/8"t. HSS	A-500-C	2'-7"
12	2	STL-4000	1 1/4" x 1 1/4" x 1/8"t. HSS	A-500-C	3'-0 7/8"
13	2	STL-4000	1 1/4" x 1 1/4" x 1/8"t. HSS	A-500-C	6 5/8"
14	4	STL-4000	1 1/4" x 1 1/4" x 1/8"t. HSS	A-500-C	3"
15	4	STL-6100	1"Ø HOT ROLLED BAR	SA-36	5"
16	2	STL-6100	1"Ø HOT ROLLED BAR	SA-36	9"
17	2	STL-C302	PLATE 1/4 (10.2 lb/sq ft) X 1 1/4" X 2 1/8"	44W/A36	-
18	2	STL-0215	FLATBAR 1/4x1 1/2	44W/A36	10"

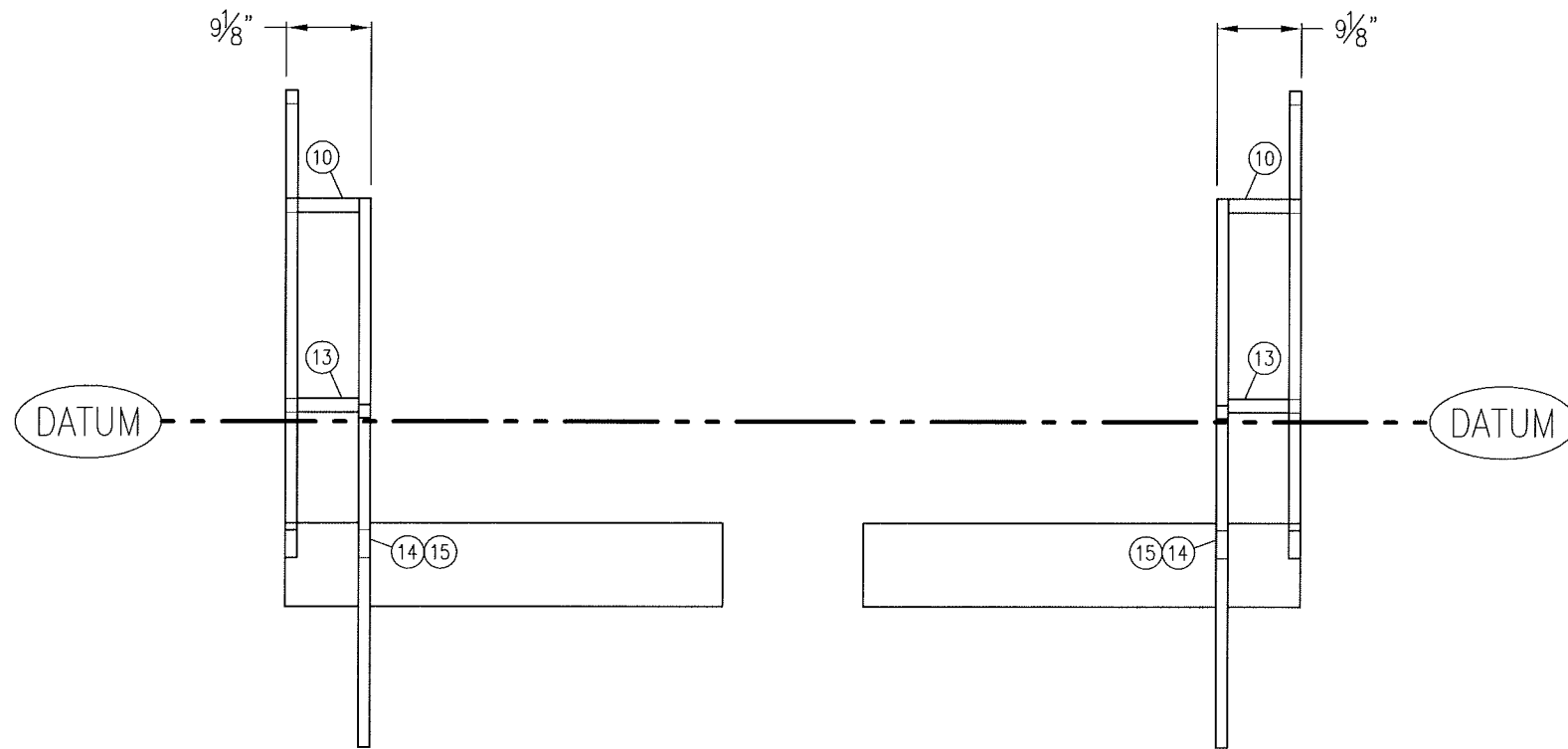


SIDE VIEW
(TYP. 2)



ISO VIEWS

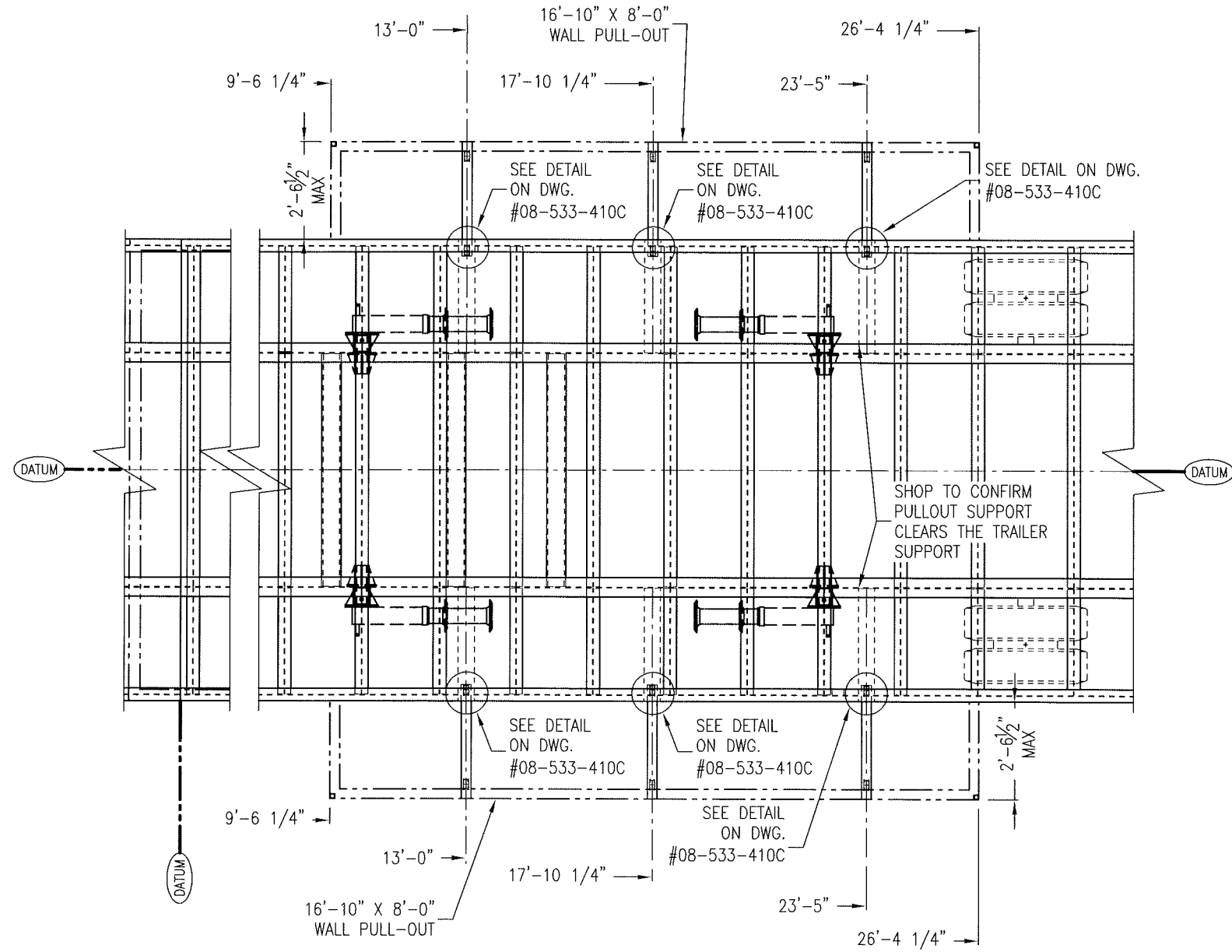
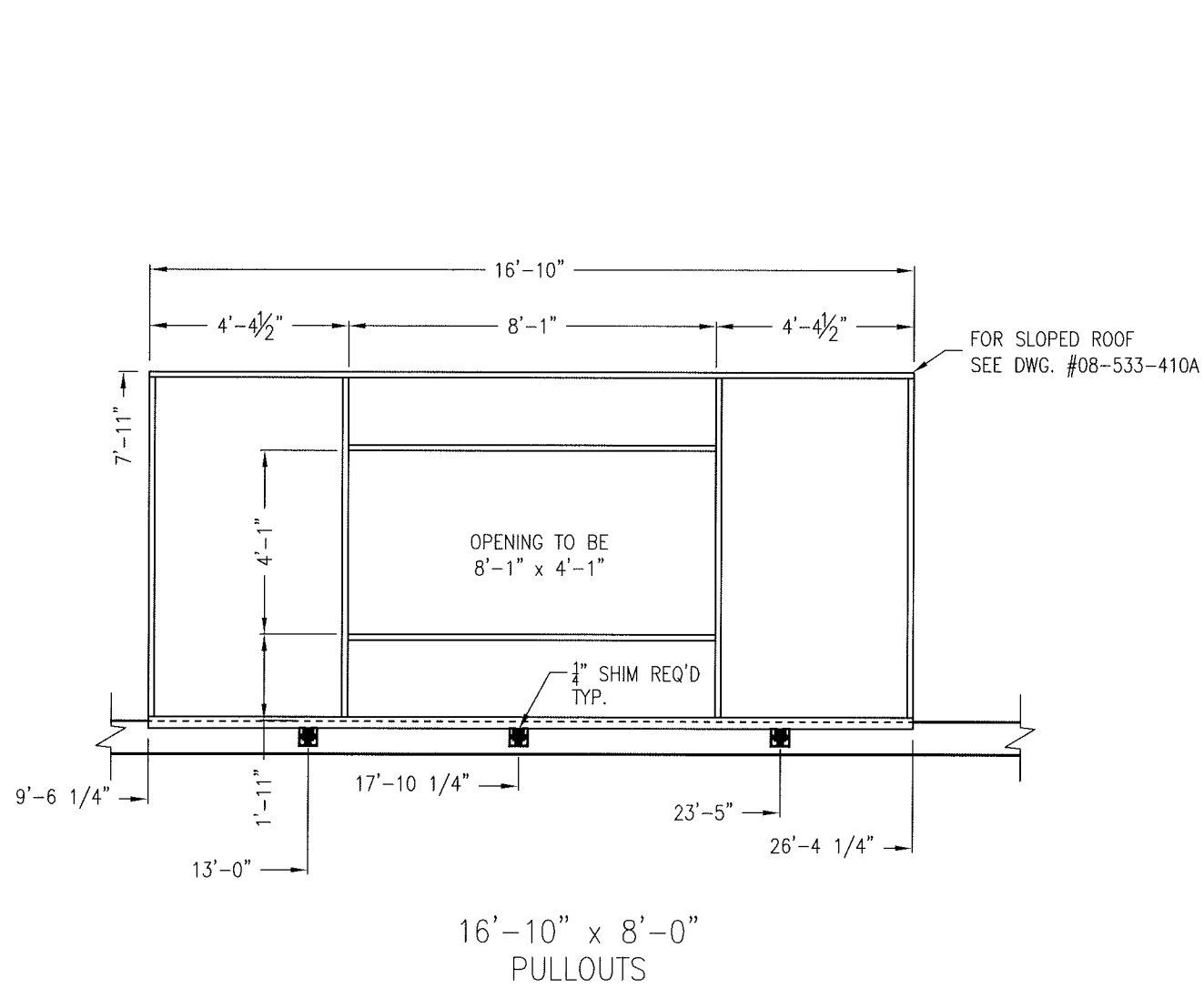
ISSUED FOR CONSTRUCTION
SIGNED: *[Signature]* DATE: JAN 12 2009



FRONT VIEW (LEFT)
(TYP. 1)

FRONT VIEW (RIGHT)
(TYP. 1)

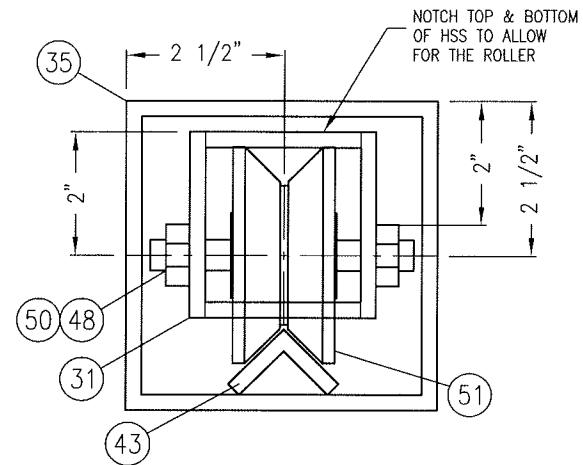
0		08-12-22	CP	DR	ISSUED FOR CONSTRUCTION	BIDELETT EQUIPMENT 6900 - 112th AVENUE S.E. CALGARY, AB T2C 4Z1 PHONE: (403) 235-5877 FAX: (403) 272-7749			
REV	DATE	BY	APPR	DESCRIPTION	LOCATION: FORTUNA ENERGY INC.	REMOVABLE HANDRAIL ASSEMBLY G3516 AFRC / ARIEL JCT/4-2 / AIR-X-HEMPHILL CUSTOMER: FORTUNA ENERGY INC. LOCATION: TRAILER MOUNTED COMPRESSOR - MOBILE LSD: PORTABLE JOB#: 08-533			
REVISIONS					DWN	DATE	SCALE	DWG#	REV
					CP	08-12-17	1/2" = 1'-0"	08-533-415	0



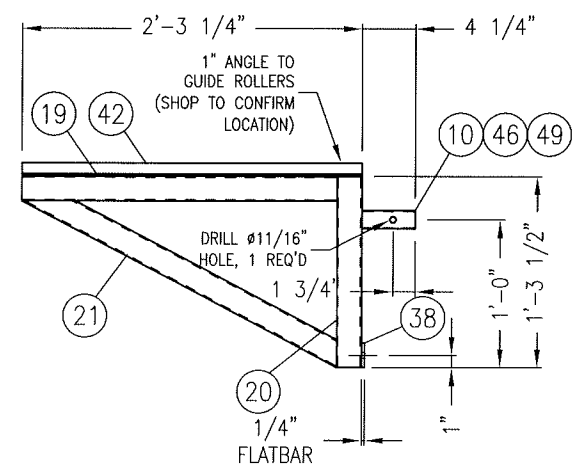
ISSUED FOR CONSTRUCTION

SIGNED: *[Signature]* DATE: JAN 12 2009

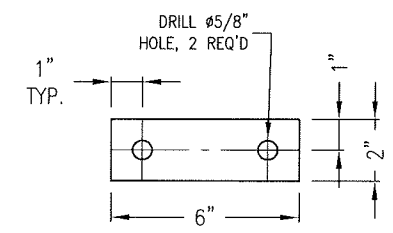
				BIDEILL EQUIPMENT		6900 - 112th AVENUE S.E. CALGARY, AB T2C 4Z1 PHONE: (403) 235-5877 FAX: (403) 272-7749	
				GAS COMPRESSION			
				PULLOUT ARRANGEMENT - PLAN VIEW/ ELEVATIONS G3516 AFRC / ARIEL JGT/4-2			
				CUSTOMER: FORTUNA ENERGY INC. LOCATION: TRAILER MOUNTED COMPRESSOR - MOBILE			
				LSD: PORTABLE		JOB#: 08-533	
0	08-12-22	CP	DR	ISSUED FOR CONSTRUCTION			
REV	DATE	BY	APPR	DESCRIPTION			
				REVISIONS			
DWN	DATE	SCALE	DWG#	REV 0			
CP	08-12-17	N.T.S.	08-533-410B				



CENTER ROLLERS
TYP. 6



REMOVABLE
BRACES
TYP. 6



ITEM #38
TYP. 12

BILL OF MATERIAL

MARK	REQ'D	PART NO.	DESCRIPTION	REMARKS	LENGTH
1	2	STL-3895	1" x 1" x 0.100" HSS	A500-C	16'-7"
2	8	STL-3895	1" x 1" x 0.100" HSS	A500-C	2'-8"
3	4	STL-3895	1" x 1" x 0.100" HSS	A500-C	3'-4 13/16"
5	4	STL-3895	1" x 1" x 0.100" HSS	A500-C	3'-4 3/4"
7	2	STL-4050	1 1/2" x 1 1/2" x 0.125" HSS	A500-C	16'-10"
8	8	STL-4050	1 1/2" x 1 1/2" x 0.125" HSS	A500-C	7'-8 1/2"
10	6	STL-4210	2" x 2" x 0.1875" HSS	A500-C	4 1/4"
11	4	STL-4050	1 1/2" x 1 1/2" x 0.125" HSS	A500-C	8'-1"
14	2	STL-4292	1 1/2" x 3" x 0.188" HSS	A500-C	16'-10"
18	6	STL-4210	2 1/2" x 2 1/2" x 0.1875" HSS	A500-C	3 3/4"
19	6	STL-4080	2" x 2" x 0.125" HSS	A500-C	2'-1 1/4"
20	6	STL-4080	2" x 2" x 0.125" HSS	A500-C	1'-3 1/2"
21	6	STL-4080	2" x 2" x 0.125" HSS	A500-C	2'-4 5/8"
25	6	STL-4080	2" x 2" x 0.250" HSS	A500-C	2'-11 1/16"
28	6	STL-4210	2 1/2" x 2 1/2" x 0.1875" HSS	A500-C	9"
31	6	STL-4300	3" x 3" x 0.250" HSS	A500-C	2'-10"
35	6	STL-4440	5" x 5" x 0.250" HSS	A500-C	2'-11 5/16"
38	12	STL-0220	1/4" X 2" WIDE FLATBAR (SEE DETAIL)	44W/A36	6"
42	6	STL-1210	L1 1/4" x 1 1/4" x 1/4"	44W/A36	2'-3 1/4"
43	6	STL-1210	L1 1/4" x 1 1/4" x 1/4"	44W/A36	2'-11 5/16"
46	6	FST-EF40	1/2"Ø-UNC HEX HEAD BOLT	MILD STL.	4"
47	12	FST-EF20	1/2"Ø-UNC HEX HEAD BOLT	MILD STL.	2"
48	6	FST-EJ45	3/4"Ø-UNC HEX HEAD BOLT	MILD STL.	4 1/4"
49	18	FST-FF	1/2"Ø-UNC HEX HEAD NUT c/w WASHER	MILD STL.	-
50	6	FST-FJ	3/4"Ø-UNC HEX HEAD NUT c/w WASHER	MILD STL.	-
51	12	BEA-VTRY-3.5	CENTER ROLLERS (SEE DETAILS)	-	-
55	2	BEA-PULL	MANUAL PULLOUT DOOR ASSEMBLY	-	-

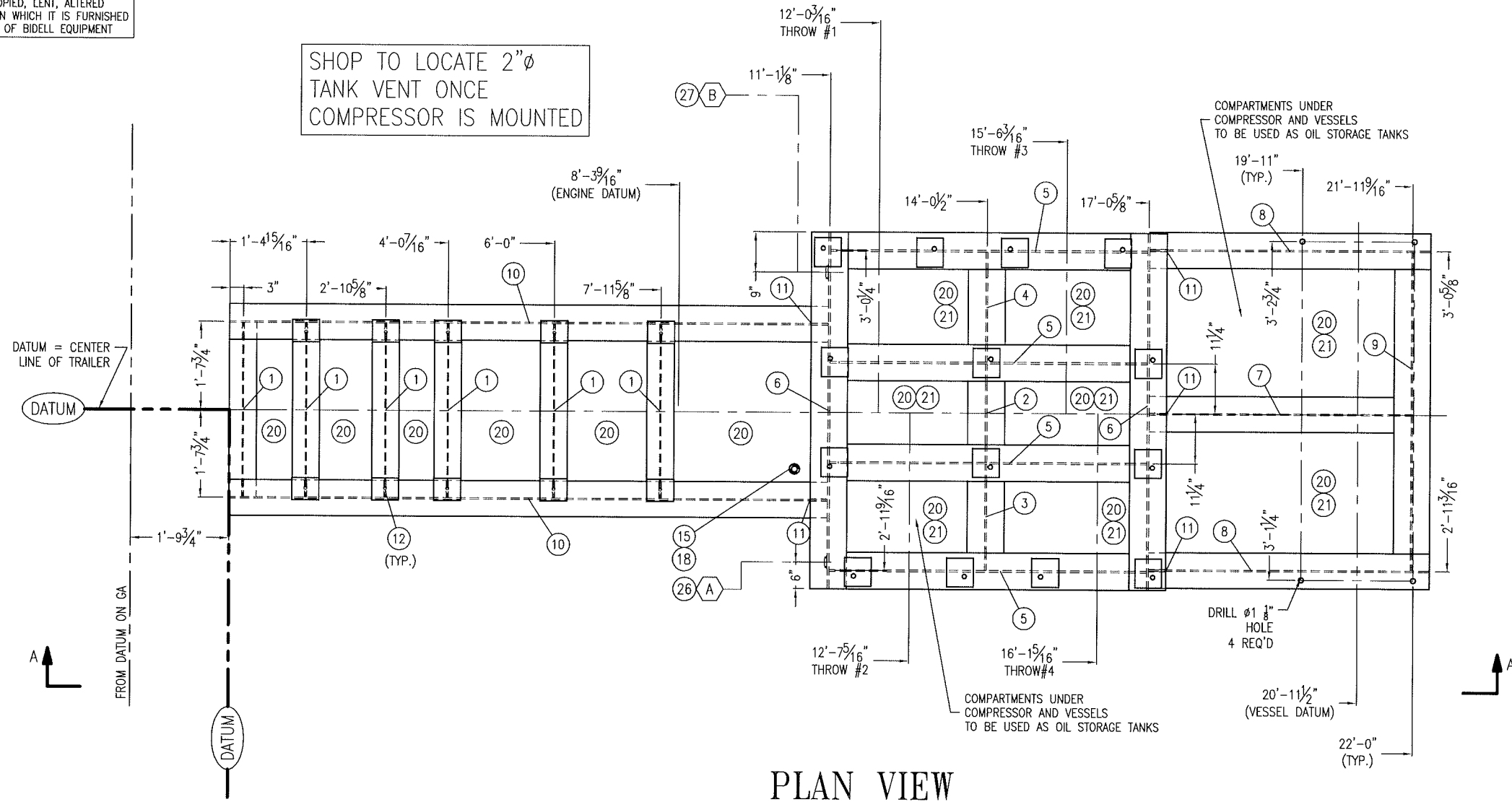
ISSUED FOR CONSTRUCTION
 SIGNED: *[Signature]* DATE: JAN 12 2009

THIS DRAWING IS SOLE PROPERTY OF BIDEILL EQUIPMENT AND SHALL NOT BE REPRODUCED, COPIED, LENT, ALTERED NOR USED FOR ANY PURPOSE OTHER THAN WHICH IT IS FURNISHED EXCEPT WITH THE WRITTEN PERMISSION OF BIDEILL EQUIPMENT

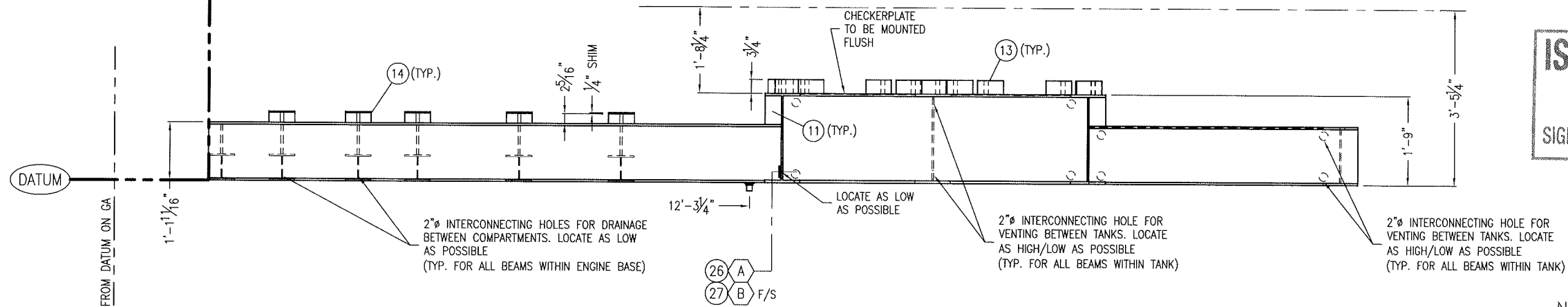
				BIDEILL EQUIPMENT		6900 - 112th AVENUE S.E. CALGARY, AB T2C 4Z1 PHONE: (403) 235-5877 FAX: (403) 272-7749	
				GAS COMPRESSION			
				DETAILS/ MATERIAL LIST G3516 AFRC / ARIEL JGT/4-2			
				CUSTOMER: BIDEILL EQUIPMENT LP.			
				LOCATION: TRAILER MOUNTED COMPRESSOR - MOBILE			
				LSD: PORTABLE		JOB#: 08-533	
0	08-12-22	CP	DR	ISSUED FOR CONSTRUCTION			
REV	DATE	BY	APPR	DESCRIPTION			
				REVISIONS			
DWN	DATE	SCALE	DWG#	REV			
CP	08-12-17	N.T.S.	08-533-410C	0			

THIS DRAWING IS SOLE PROPERTY OF BIDELE EQUIPMENT AND SHALL NOT BE REPRODUCED, COPIED, LENT, ALTERED NOR USED FOR ANY PURPOSE OTHER THAN WHICH IT IS FURNISHED EXCEPT WITH THE WRITTEN PERMISSION OF BIDELE EQUIPMENT

SHOP TO LOCATE 2"Ø TANK VENT ONCE COMPRESSOR IS MOUNTED



PLAN VIEW



VIEW A-A

ISSUED FOR CONSTRUCTION
 SIGNED: *[Signature]* DATE: JAN 12 2009

- NOTES:
- INSTALL ITEMS #20 AS FLAT SEAL PANS FOR FUTURE CONCRETE
 - INSTALL ITEM #21 AS FLUSH ON TOP

STEEL WEIGHT = APPROX 6,200 lbs (2,812 kg)

NOZZLE SCHEDULE

Ref.	Size	Rating	Type	Service
A	1 1/2"	-	WTF	OIL TANK INLET
B	2"	-	WTF	OIL TANK PUMP OUT

REV	DATE	BY	APPR	DESCRIPTION
0	08-12-22	CP	DR	ISSUED FOR CONSTRUCTION

BIDELE EQUIPMENT
 6900 - 112th AVENUE S.E.
 CALGARY, AB T2C 4Z1
 PHONE: (403) 235-5877
 FAX: (403) 272-7749

GAS COMPRESSION

SUB-SKID ASSEMBLY - PLAN & ELEVATION VIEW
 CATERPILLAR G3516AFCR / ARIEL JGT/4-2 / AIR-X-HEMPHILL
 CUSTOMER: FORTUNA ENERGY INC.
 LOCATION: TRAILER MOUNTED COMPRESSOR - MOBILE
 LSD: PORTABLE JOB#: 08-533

DWN DATE SCALE DWG#
 CP 08-12-17 3/8" = 1'-0" 08-533-400

THIS DRAWING IS SOLE PROPERTY OF BIDELL EQUIPMENT AND SHALL NOT BE REPRODUCED, COPIED, LENT, ALTERED NOR USED FOR ANY PURPOSE OTHER THAN WHICH IT IS FURNISHED EXCEPT WITH THE WRITTEN PERMISSION OF BIDELL EQUIPMENT

BILL OF MATERIAL

MARK	QTY	PART_NUMBER	LONG ANNOTATION	MATERIAL	LENGTH	WEIGHT
1	6	STL-3061	W6X20	A572-50	3'-3 3/16"	362.33
2	1	STL-3210	W21X62	A572-50	1'-10 1/8"	91.42
3	1	STL-3210	W21X62	A572-50	1'-11 15/16"	100.07
4	1	STL-3210	W21X62	A572-50	2'-0 5/8"	103.62
5	4	STL-3210	W21X62	A572-50	5'-11 1/8"	1378.37
6	2	STL-3210	W21X62	A572-50	6'-8 1/16"	824.33
7	1	STL-3142	W14X43	A572-50	4'-10 9/16"	194.47
8	2	STL-3142	W14X43	A572-50	5'-2 3/4"	439.26
9	1	STL-3142	W14X43	A572-50	5'-11 1/2"	237.28
10	2	STL-3142	W14X43	A572-50	11'-0 15/16"	942.91
11	5	STL-C305	PLATE 1/2 (20.4 lb/sq ft) X 6 11/16" X 3 15/16"	44W/A36	6 11/16"	18.66
12	12	STL-C305	PLATE 1/2 (20.4 lb/sq ft) X 6 11/16" X 3 15/16"	44W/A36	6 15/16"	45.34
13	1	-	SET ARIEL BLOCKS (REFER TO DWG. #08-533-200)	-	-	-
14	2	-	SET CATERPILLAR BLOCKS (REFER DWG.#08-533-200)	-	-	-
15	1	TNK-410	1" WELD-IN TANK FLANGE	SA-181	-	-
16	1	TNK-415	1 1/2" WELD-IN TANK FLANGE	SA-181	-	-
17	1	TNK-420	2" WELD-IN TANK FLANGE	SA-181	-	-
18	1	FS-9250	1"-6000# FS HEX HEAD PLUG	SA-105	-	-
20	AR	STL-7010	CHECKER PLATE 3/16 (7.7 lb/sq ft)	MILD STL.	APPROX 65 sq ft	565.50
21	AR	STL-7010	CHECKER PLATE 3/16 (7.7 lb/sq ft)	MILD STL.	APPROX 40 sq ft	348.00

ISSUED FOR CONSTRUCTION
 SIGNED: *[Signature]* DATE: JAN 12 2009

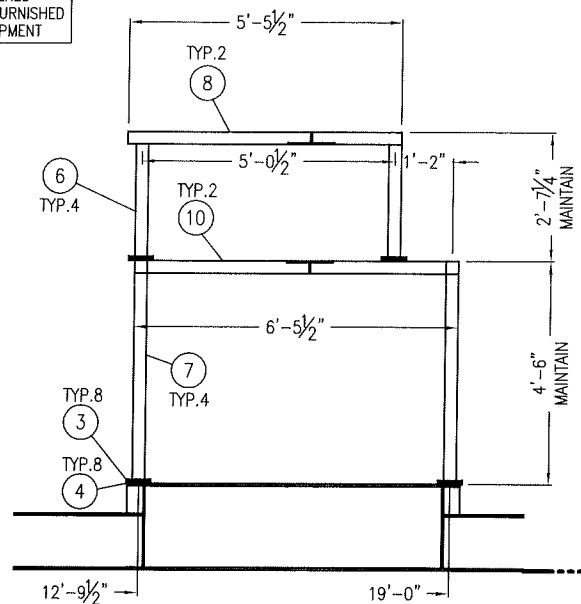
				BIDELL EQUIPMENT		6900 - 112th AVENUE S.E. CALGARY, AB T2C 4Z1 PHONE: (403) 235-5877 FAX: (403) 272-7749	
				GAS COMPRESSION			
				SUB-SKID ASSEMBLY - BOM			
				CATERPILLAR G3516AFRC / ARIEL JGT/4-2 / AIR-X-HEMPHILL			
				CUSTOMER: FORTUNA ENERGY INC.			
				LOCATION: TRAILER MOUNTED COMPRESSOR - MOBILE			
				LSD: PORTABLE			
				JOB#: 08-533			
0	08-12-22	CP	DR	ISSUED FOR CONSTRUCTION			
REV	DATE	BY	APPR	DESCRIPTION			
				REVISIONS			
DWN	DATE	SCALE	DWG#				
CP	08-12-17	3/8" = 1'-0"	08-533-400A				
				REV 0			

THIS DRAWING IS SOLE PROPERTY OF BIDELL EQUIPMENT AND SHALL NOT BE REPRODUCED, COPIED, LENT, ALTERED NOR USED FOR ANY PURPOSE OTHER THAN WHICH IT IS FURNISHED EXCEPT WITH THE WRITTEN PERMISSION OF BIDELL EQUIPMENT

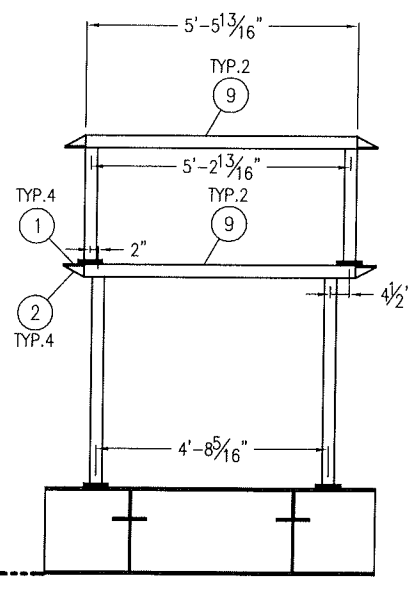
ISSUED FOR CONSTRUCTION

SIGNED: *[Signature]* DATE: AUG 26 2009

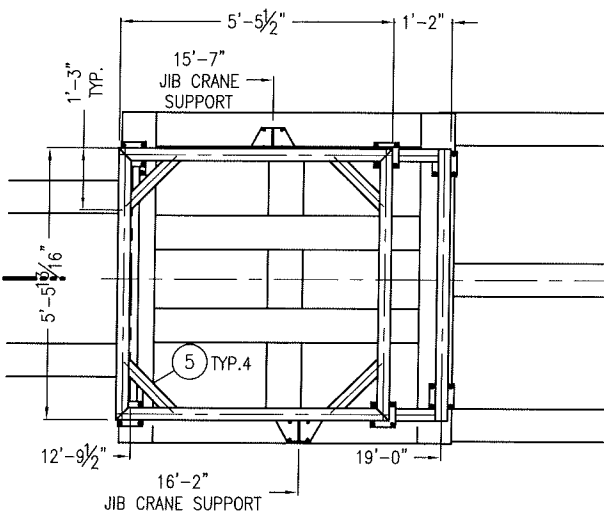
REVISED DRAWING



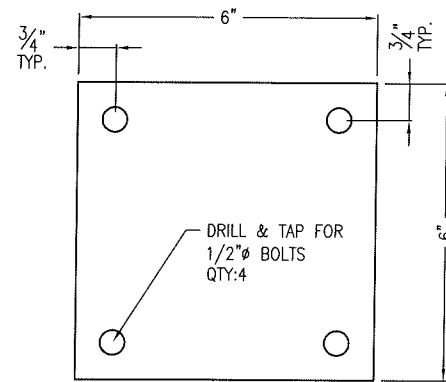
SIDE VIEW



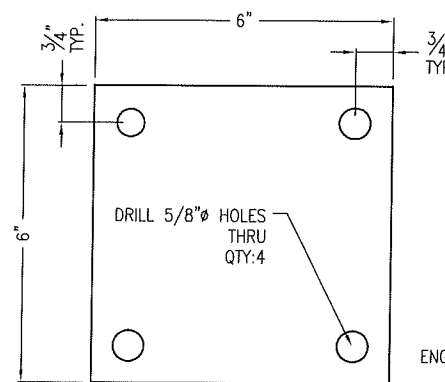
END VIEW



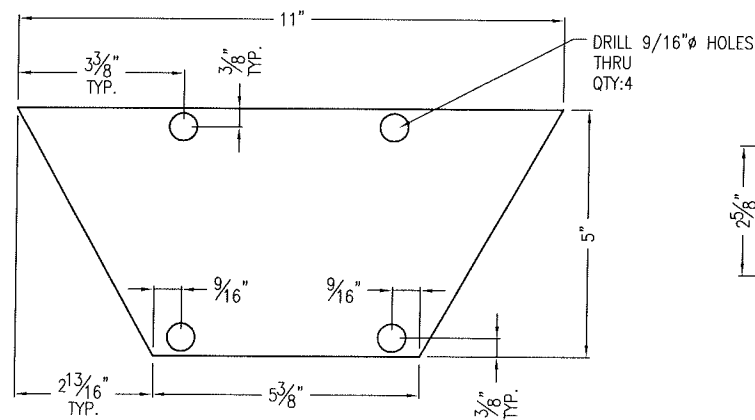
TOP VIEW



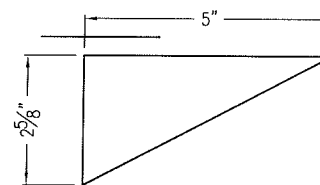
BASE PLATE (ITEM 4) DETAIL
3" = 1'-0"



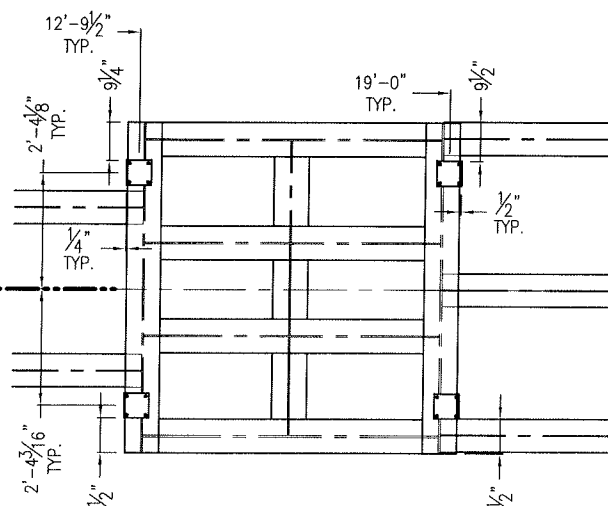
BASE PLATE (ITEM 3) DETAIL
3" = 1'-0"



MOUNTING PLATE (ITEM 1) DETAIL
3" = 1'-0"



GUSSET (ITEM 2) DETAIL
3" = 1'-0"

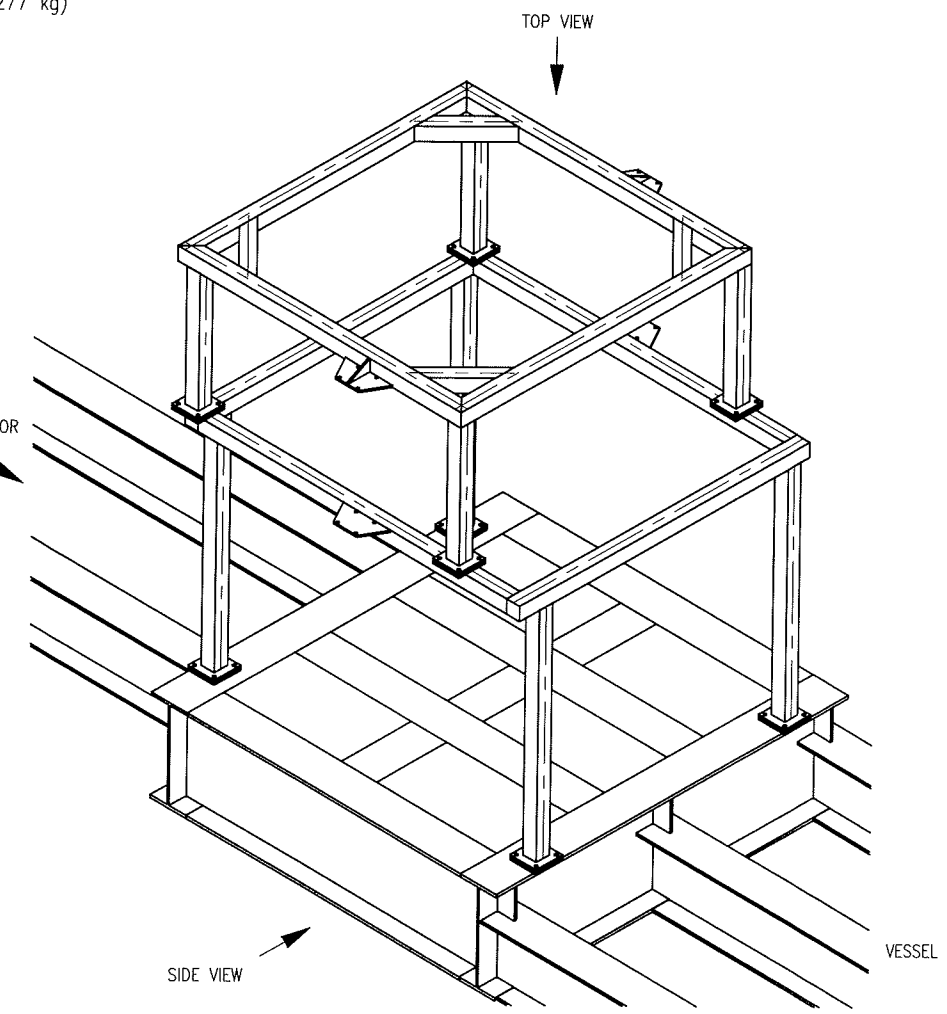


BASE PLATE LOCATIONS

BILL OF MATERIAL

MARK	QTY	PART_NUMBER	LONG ANNOTATION	MATERIAL	LENGTH	WEIGHT
1	4	STL-C303	PLATE 3/8 (15.3 lb/sq ft) X 11.00 X 5.00 (SEE DETAIL)	44W/A36	11"	16.99
2	4	STL-C303	PLATE 3/8 (15.3 lb/sq ft) X 5.00 X 2.63 (SEE DETAIL)	44W/A36	5"	2.79
3	8	STL-C305	PLATE 1/2 (20.4 lb/sq ft) X 6.00 X 6.00 (SEE DETAIL)	44W/A36	6"	39.51
4	8	STL-C305	PLATE 1/2 (20.4 lb/sq ft) X 6.00 X 6.00 (SEE DETAIL)	44W/A36	6"	39.95
5	4	STL-4299	HSS 3x3x0.188 (6.9 lb/ft)	A500-C	1'-4 15/16"	32.02
6	4	STL-4299	HSS 3x3x0.188 (6.9 lb/ft)	A500-C	2'-3 1/4"	62.58
7	4	STL-4299	HSS 3x3x0.188 (6.9 lb/ft)	A500-C	4'-2"	114.83
8	2	STL-4299	HSS 3x3x0.188 (6.9 lb/ft)	A500-C	5'-5 1/2"	71.77
9	4	STL-4299	HSS 3x3x0.188 (6.9 lb/ft)	A500-C	5'-5 13/16"	151.15
10	2	STL-4299	HSS 3x3x0.188 (6.9 lb/ft)	A500-C	5'-11 1/2"	82.11

STEEL WEIGHT = APPROX 610 lbs (277 kg)



ISOMETRIC VIEW
3/8" = 1'-0"

REV	DATE	BY	APPR	DESCRIPTION
A	09-08-28	CP	DR	ADDED JIB CRANE SUPPORTS
0	08-12-22	CP	DR	ISSUED FOR CONSTRUCTION
REVISIONS				

BIDELL EQUIPMENT 6900 - 112th AVENUE S.E. CALGARY, AB T2C 4Z1 PHONE: (403) 235-5877 FAX: (403) 272-7749

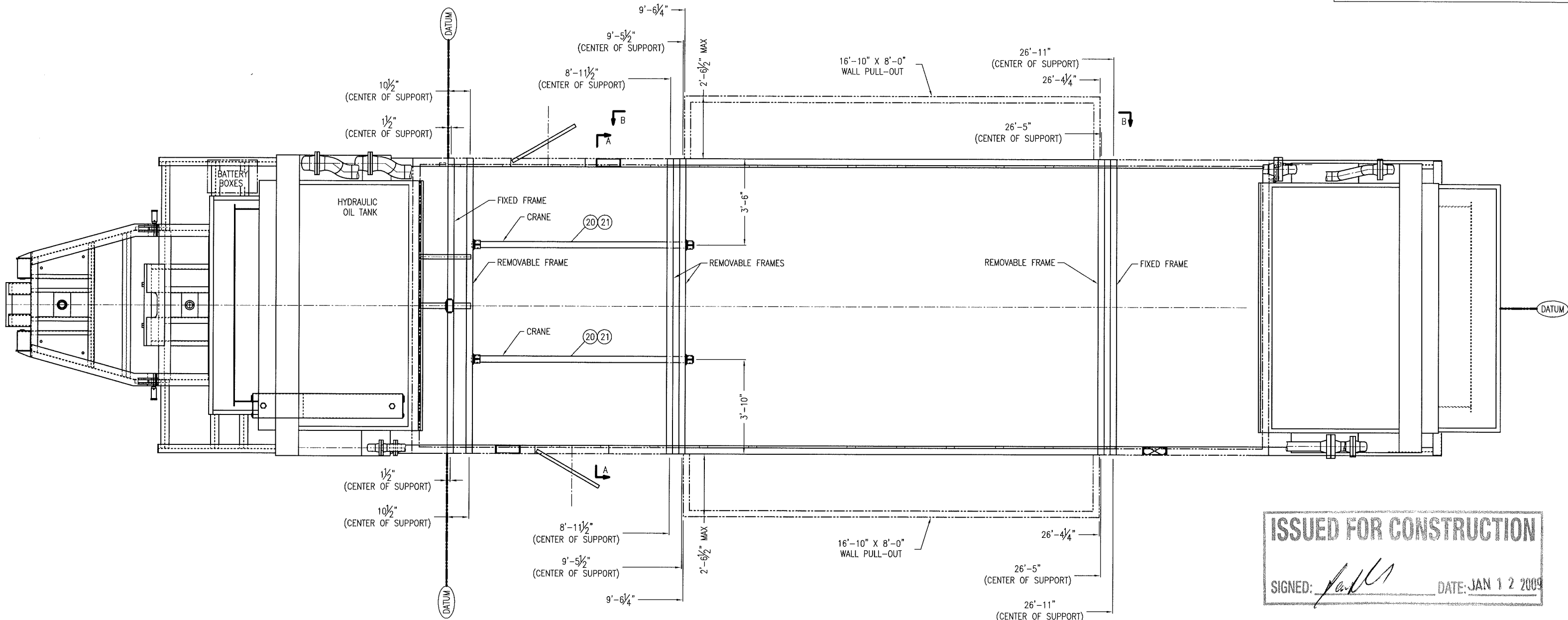
GAS COMPRESSION

SILENCER SUPPORT DETAILS
CATERPILLAR G3516AFRC / ARIEL JGT/4-2 / AIR-X-HEMPHILL

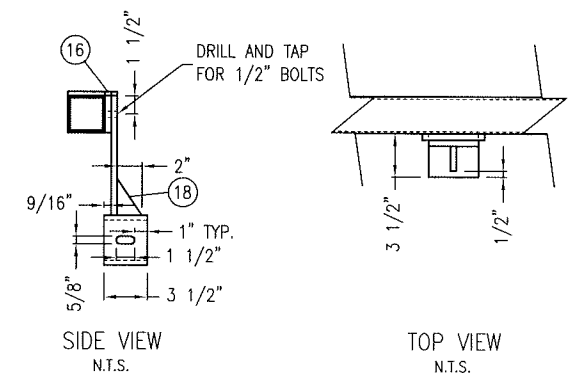
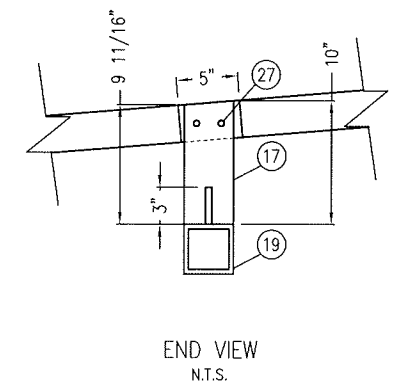
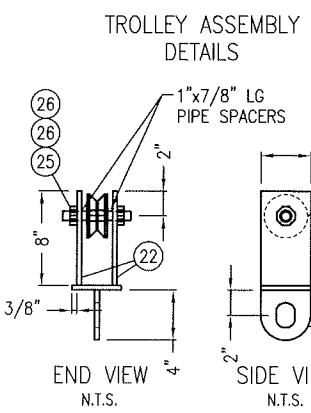
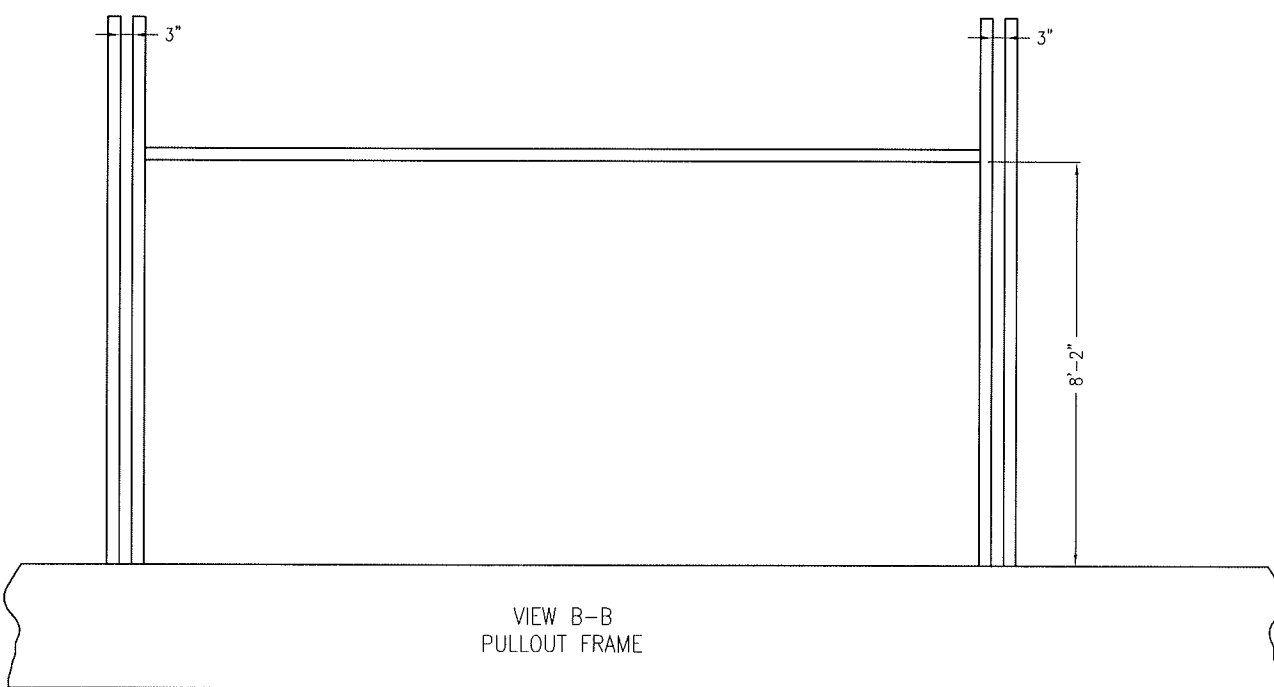
CUSTOMER: FORTUNA ENERGY INC.
LOCATION: TRAILER MOUNTED COMPRESSOR - MOBILE
LSD: PORTABLE JOB#: 08-533

DWN DATE 08-12-17 SCALE 1/4" = 1'-0" DWG# 08-533-400C REV A

THIS DRAWING IS SOLE PROPERTY OF BIDELL EQUIPMENT AND SHALL NOT BE REPRODUCED, COPIED, LENT, ALTERED NOR USED FOR ANY PURPOSE OTHER THAN WHICH IT IS FURNISHED EXCEPT WITH THE WRITTEN PERMISSION OF BIDELL EQUIPMENT



ISSUED FOR CONSTRUCTION
 SIGNED: *[Signature]* DATE: JAN 12 2009



REV	DATE	BY	APPR	DESCRIPTION
0	08-12-22	CP	DR	ISSUED FOR CONSTRUCTION
REVISIONS				

BIDELL EQUIPMENT		6900 - 112th AVENUE S.E. CALGARY, AB T2C 4Z1 PHONE: (403) 235-5877 FAX: (403) 272-7749	
GAS COMPRESSION			
FRAME ARRANGEMENT - PLAN VIEW			
CATERPILLAR G3516AFRC / ARIEL JGT/4-2 / AIR-X-HEMPHILL			
CUSTOMER: FORTUNA ENERGY INC.			
LOCATION: TRAILER MOUNTED COMPRESSOR - MOBILE			
LSD:	PORTABLE	JOB#:	08-533
DWN	DATE	SCALE	DWC#
CP	08-12-17	1/4" = 1'-0"	08-533-420A
REV	0		

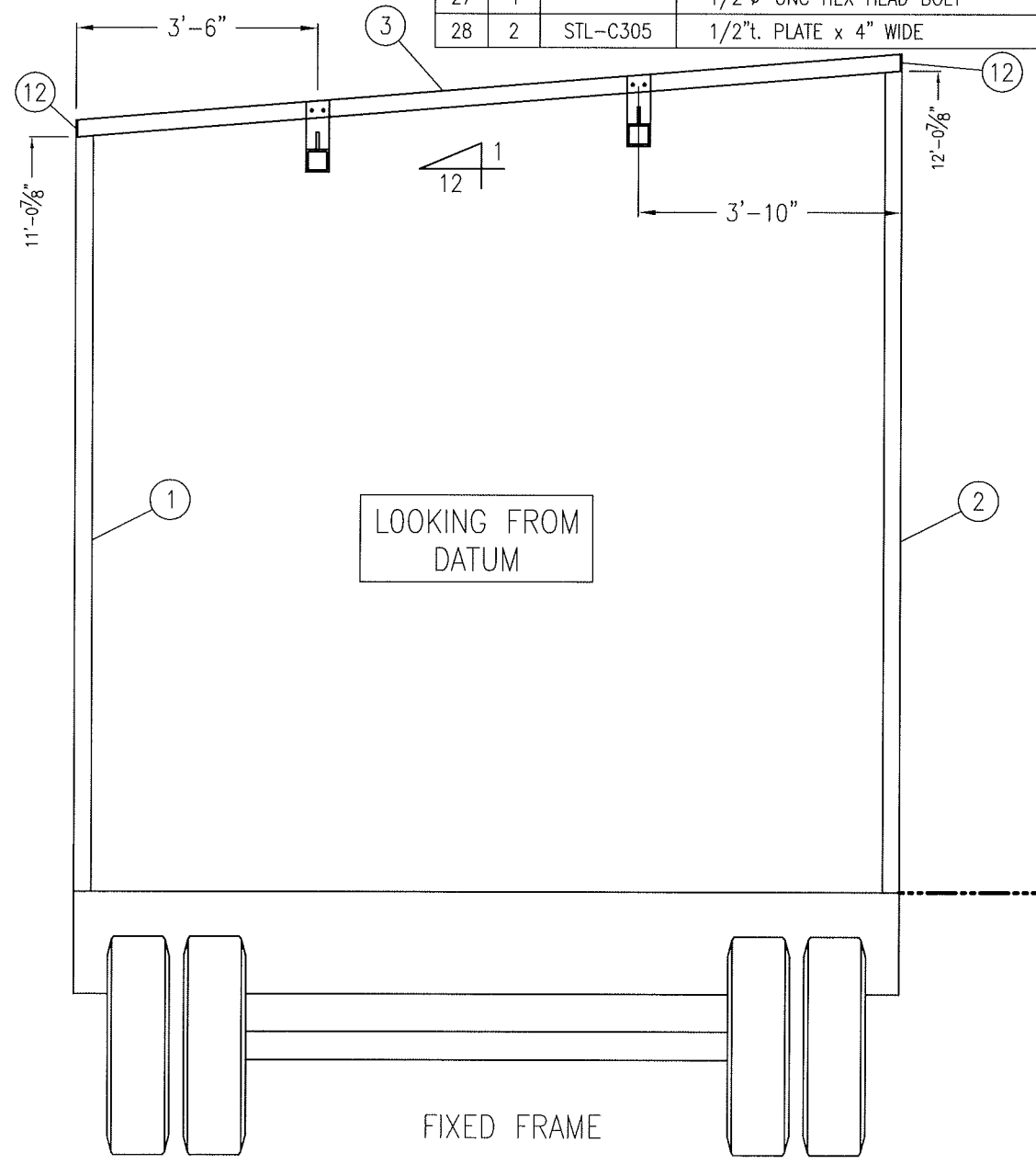
THIS DRAWING IS SOLE PROPERTY OF BIDELL EQUIPMENT AND SHALL NOT BE REPRODUCED, COPIED, LENT, ALTERED NOR USED FOR ANY PURPOSE OTHER THAN WHICH IT IS FURNISHED EXCEPT WITH THE WRITTEN PERMISSION OF BIDELL EQUIPMENT

BILL OF MATERIAL

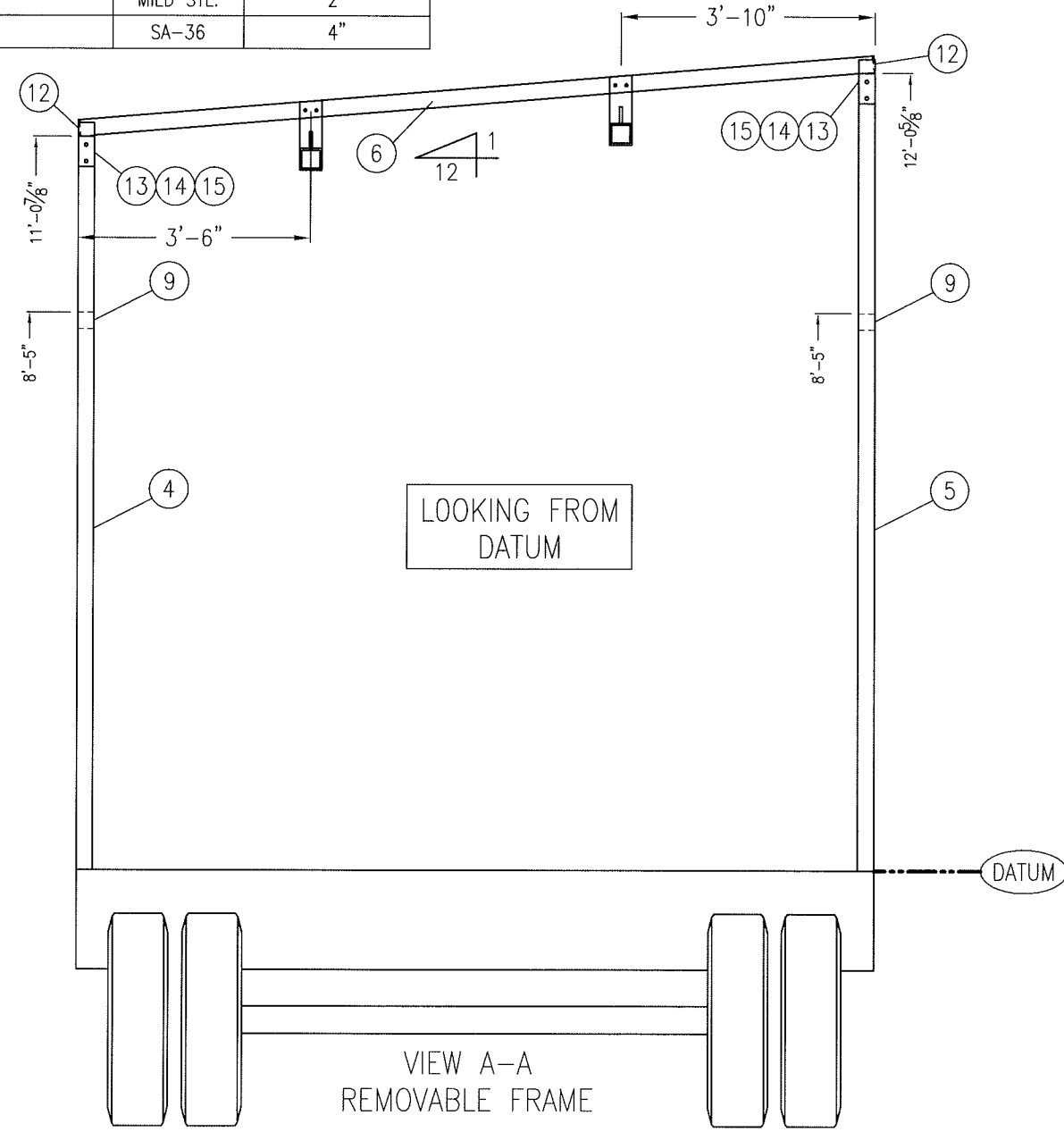
MARK	REQ'D	PART NO.	DESCRIPTION	REMARKS	LENGTH
16	4	STL-C307	3/4"t. PLATE x 3" WIDE	SA-36	5"
17	4	STL-C305	1/2"t. PLATE x 3" WIDE	SA-36	10"
18	2	STL-C303	3/8"t. PLATE x 2" WIDE (1 CUTS 2)	SA-36	3"
19	4	STL-4410	4" x 4" x 3/8"t. HSS	A-500-C	3 1/2"
20	2	STL-4299	3" x 3" x 3/16"t. HSS (CONFIRM EACH UNIT)	A-500-C	8'-11 1/2"
21	2	STL-1210	L1 1/4x1 1/4x1/4 (1.9 lb/ft)	44W/A36	8'-3 1/2"
22	4	STL-C305	1/2"t. PLATE x 4" WIDE	SA-36	8"
23	2	STL-C305	1/2"t. PLATE x 4" WIDE (SEE TROLLEY)	SA-36	4"
24	2	BEA-VTRY-3.5	ROLLER	-	-
25	2	FST-EJ60	3/4"φ-UNC HEX HEAD BOLT	MILD STL.	6"
26	4	-	3/4"φ-UNC SELF LOCKING HEX HEAD NUT c/w WASHER	MILD STL.	-
27	4	-	1/2"φ-UNC HEX HEAD BOLT	MILD STL.	2"
28	2	STL-C305	1/2"t. PLATE x 4" WIDE	SA-36	4"

BILL OF MATERIAL

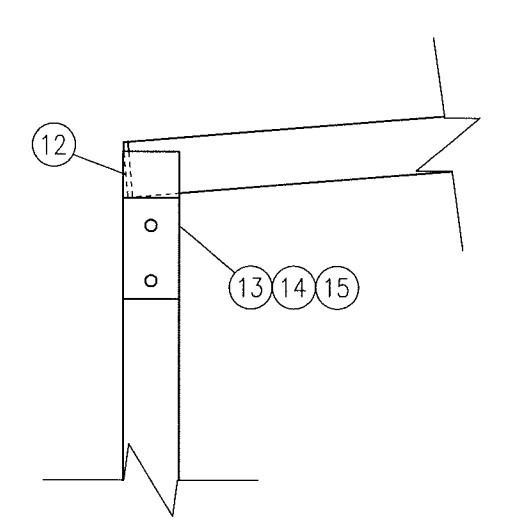
MARK	REQ'D	PART NO.	DESCRIPTION	REMARKS	LENGTH
1	2	STL-4299	3" x 3" x 3/16"t. HSS	A500-C	11'-1 1/8"
2	2	STL-4299	3" x 3" x 3/16"t. HSS	A500-C	12'-0 7/8"
3	2	STL-4299	3" x 3" x 3/16"t. HSS (C.T.S.)	A500-C	12'-0 1/4"
4	4	STL-4299	3" x 3" x 3/16"t. HSS	A500-C	11'-0 7/8"
5	4	STL-4299	3" x 3" x 3/16"t. HSS	A500-C	12'-0 5/8"
6	4	STL-4299	3" x 3" x 3/16"t. HSS	A500-C	11'-11 3/4"
9	2	STL-4299	3" x 3" x 3/16"t. HSS	A500-C	16'-8 1/2"
12	12	STL-C302	1/4"t. PLATE x 3" WIDE	SA-36	3"
13	16	STL-C303	3/8"t. PLATE x 3" WIDE	SA-36	8"
14	16	FST-EF50	1/2"φ-UNC HEX HEAD BOLT	MILD STL.	5"
15	16	FST-FF	1/2"φ-UNC HEX HEAD NUT c/w WASHER	MILD STL.	-



FIXED FRAME



VIEW A-A
REMOVABLE FRAME



REMOVABLE FRAME BOLT CONNECTION DETAIL
N.T.S.

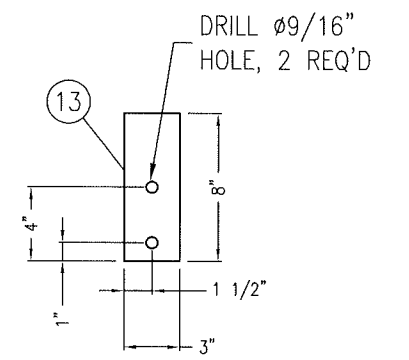


PLATE DETAIL
N.T.S.

ISSUED FOR CONSTRUCTION

SIGNED: *[Signature]* DATE: JAN 12 2009

REV	DATE	BY	APPR	DESCRIPTION
0	08-12-22	CP	DR	ISSUED FOR CONSTRUCTION
				REVISIONS

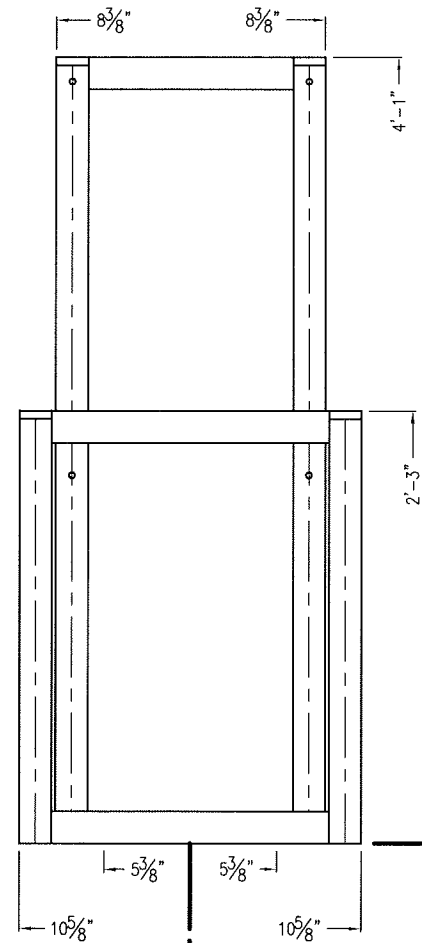
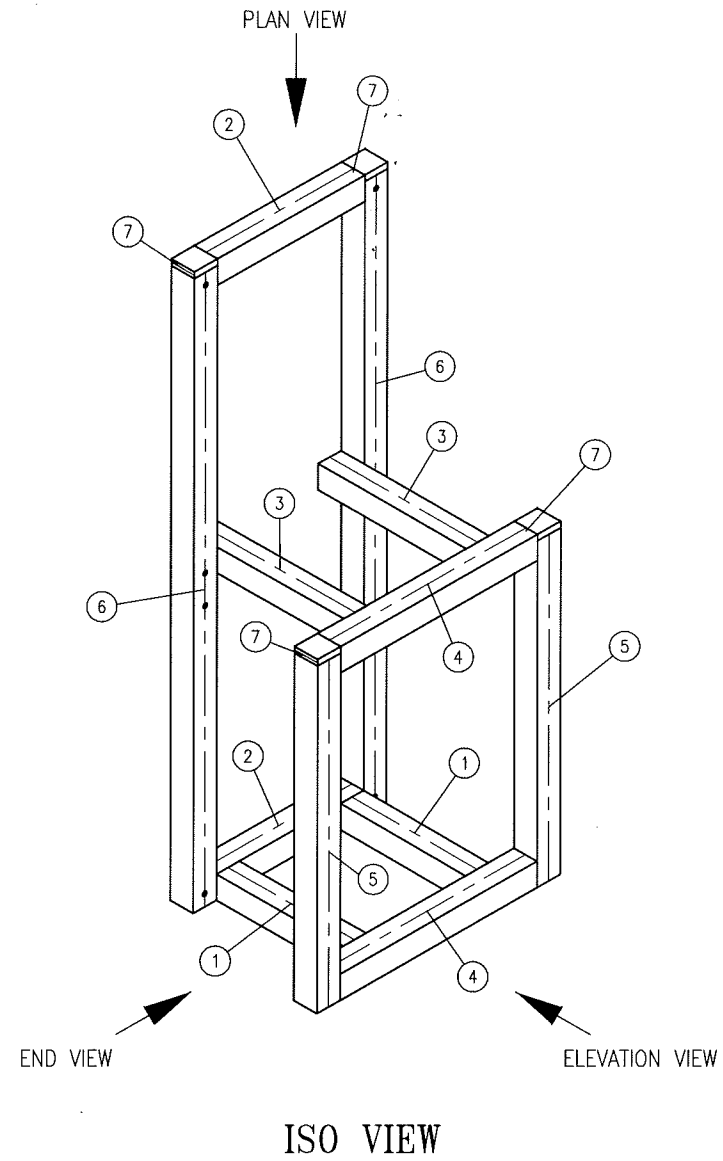
BIDELL EQUIPMENT 6900 - 112th AVENUE S.E.
CALGARY, AB T2C 4Z1
PHONE: (403) 235-5877 FAX: (403) 272-7749

GAS COMPRESSION

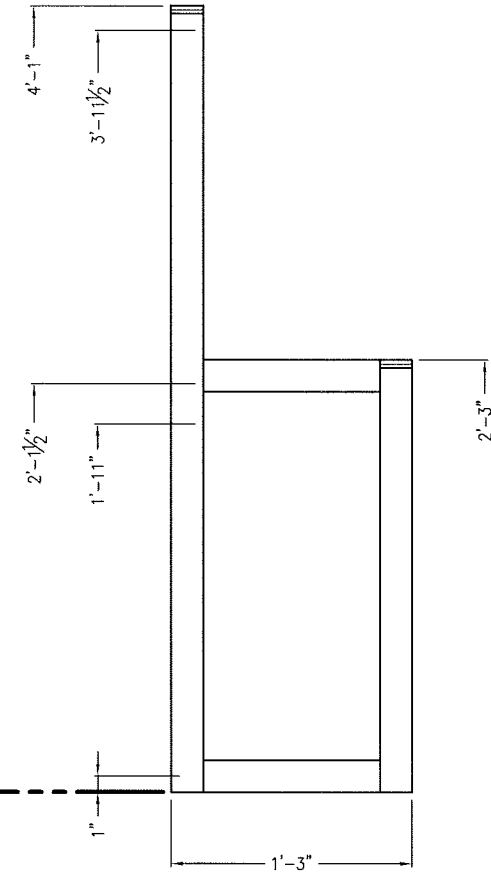
DETAILS/ MATERIAL LIST
CATERPILLAR G3516AFRC / ARIEL JGT/4-2 / AIR-X-HEMPHILL
CUSTOMER: FORTUNA ENERGY INC.
LOCATION: TRAILER MOUNTED COMPRESSOR - MOBILE
LSD: PORTABLE JOB#: 08-533

DWN CP DATE 08-12-17 SCALE 3/8" = 1'-0" DWG# 08-533-420B REV 0

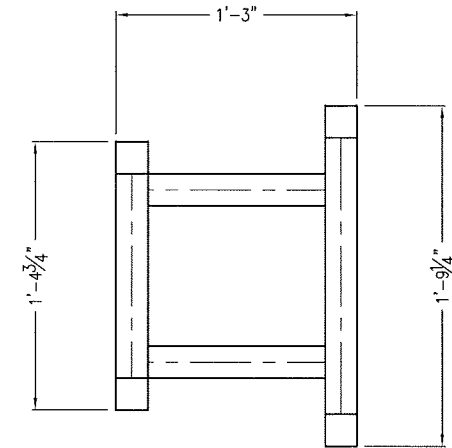
THIS DRAWING IS SOLE PROPERTY OF BIDELL EQUIPMENT AND SHALL NOT BE REPRODUCED, COPIED, LENT, ALTERED NOR USED FOR ANY PURPOSE OTHER THAN WHICH IT IS FURNISHED EXCEPT WITH THE WRITTEN PERMISSION OF BIDELL EQUIPMENT



ELEVATION VIEW



END VIEW



PLAN VIEW

STEEL WEIGHT = APPROX 120 lbs (54 kg)

BILL OF MATERIAL

MARK	QTY	PART_NUMBER	LONG ANNOTATION	MATERIAL	LENGTH	WEIGHT
1	2	STL-4100	HSS 2x2x0.250 (5.4 lb/ft)	A500-C	11"	9.92
2	2	STL-4100	HSS 2x2x0.250 (5.4 lb/ft)	A500-C	1'-0 3/4"	11.50
3	2	STL-4100	HSS 2x2x0.250 (5.4 lb/ft)	A500-C	1'-1"	11.72
4	2	STL-4100	HSS 2x2x0.250 (5.4 lb/ft)	A500-C	1'-5 1/4"	15.55
5	2	STL-4100	HSS 2x2x0.250 (5.4 lb/ft)	A500-C	2'-2 1/2"	23.89
6	2	STL-4100	HSS 2x2x0.250 (5.4 lb/ft)	A500-C	4'-0 1/2"	43.63
7	4	STL-0220	FLATBAR 1/2x2 (3.4 lb/ft)	44W/A36	2"	2.27

ISSUED FOR CONSTRUCTION
 SIGNED: *[Signature]* DATE: JAN 12 2009

REV	DATE	BY	APPR	DESCRIPTION
0	08-12-22	CP	DR	ISSUED FOR CONSTRUCTION
REVISIONS				

BIDELL EQUIPMENT		6900 - 112th AVENUE S.E. CALGARY, AB T2C 4Z1 PHONE: (403) 235-5877 FAX: (403) 272-7749
BATTERY STAND		
CUSTOMER: FORTUNA ENERGY INC.		LOCATION: TRAILER MOUNTED COMPRESSOR - MOBILE
LSO: PORTABLE	JOB#:	08-533
DWN CP	DATE 08-12-17	SCALE 1" = 1'-0"
DWG#	08-533-430	REV 0